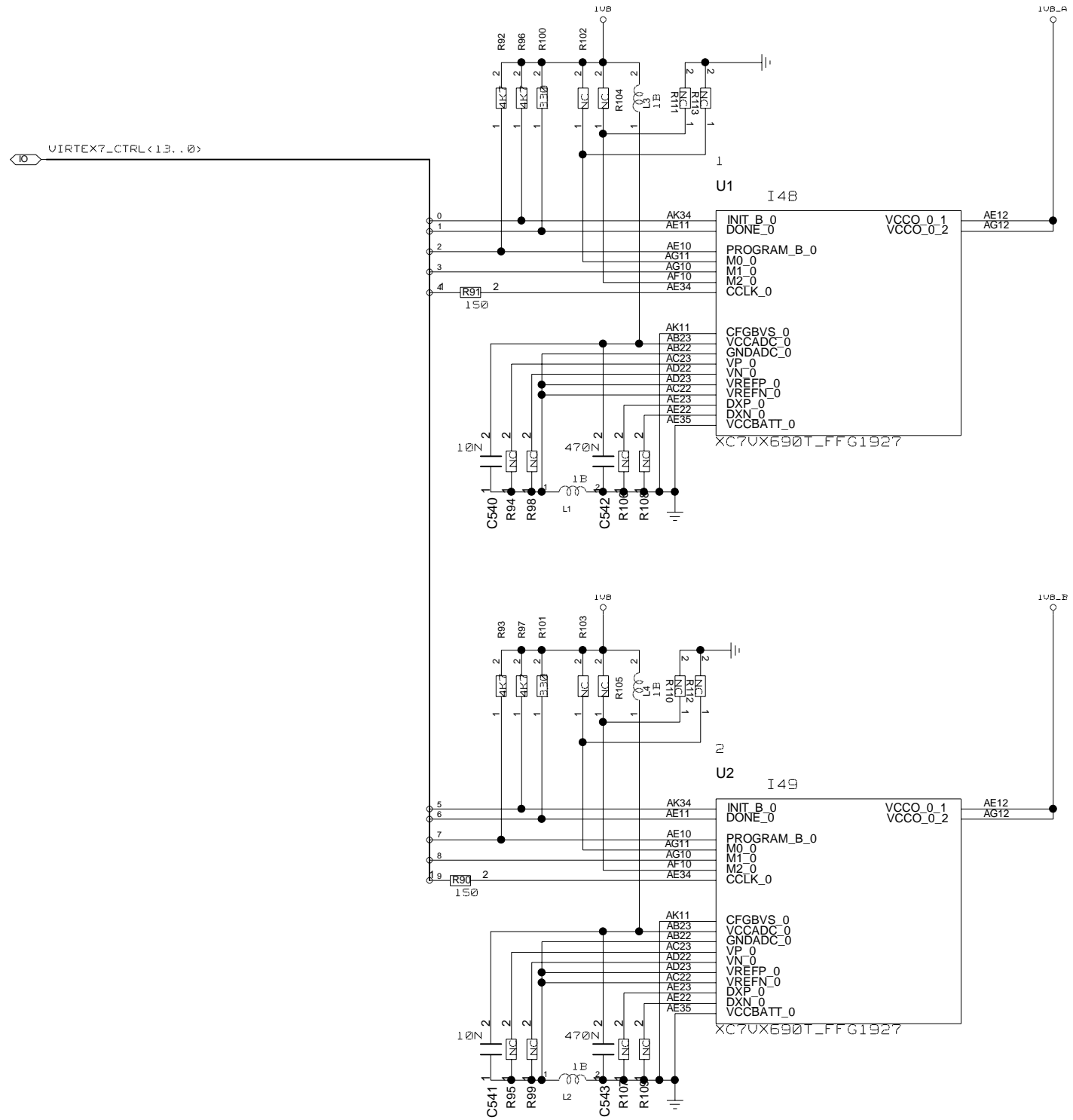
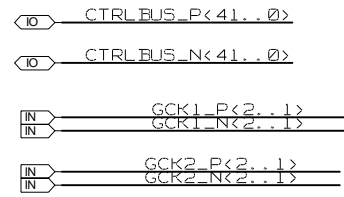
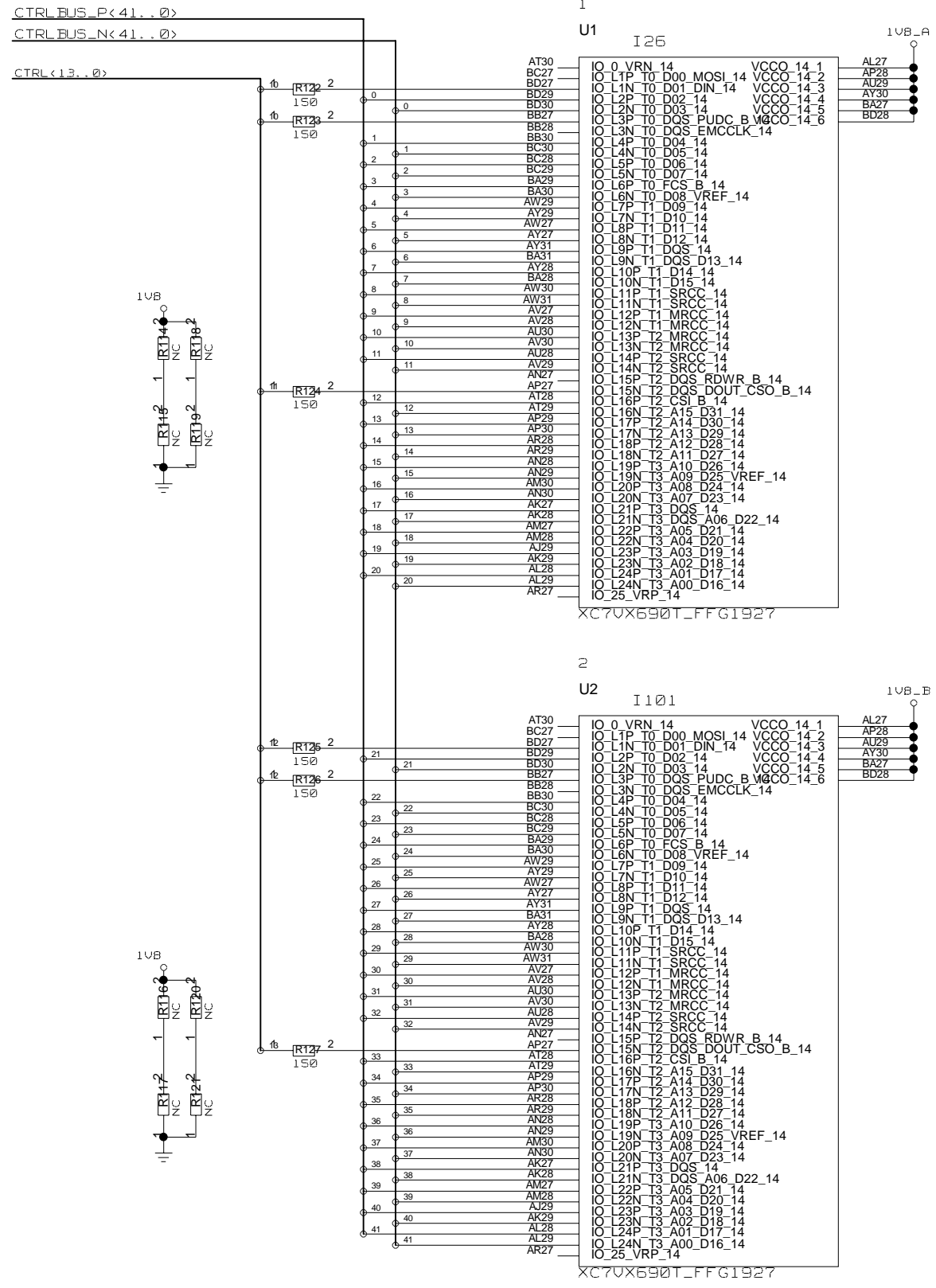


REVISIONS				
ZONE	LTR	DESCRIPTION	DATE	APPR.



UNIVERSITY OF MAINZ		DRAWING TITLE VIRTEX7 CONTROL	
SIZE <b>C</b>	REV.	DRAWING NO.	
SCALE			SHEET OF

REVISIONS				
ZONE	LTR	DESCRIPTION	DATE	APPR.



UNIVERSITY OF MAINZ	DRAWING TITLE	
	VIRTEX7 CONTROLBUS U1 + U2 --> KINTEX7	
SIZE <b>C</b>	REV.	DRAWING NO.
SCALE	SHEET OF	

REVISIONS				
ZONE	LTR	DESCRIPTION	DATE	APPR.

TO EXTENSION MODUL


10 A\_BANK19\_P<21..0>  
10 A\_BANK19\_N<21..0>

GCK1\_P<1>  
GCK1\_N<1>  
GCK2\_P<1>  
GCK2\_N<1>

1

U1

I 4B



XC7UX690T\_FFG1927

TO EXTENSION MODUL


10 B\_BANK19\_P<21..0>  
10 B\_BANK19\_N<21..0>

GCK1\_P<2>  
GCK1\_N<2>  
GCK2\_P<2>  
GCK2\_N<2>


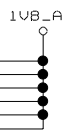
2

U2

I 2



XC7UX690T\_FFG1927



UNIVERSITY OF MAINZ

DRAWING TITLE			
TO EXTENSION MODUL			
SIZE <b>C</b>	REV.	DRAWING NO.	
SCALE			SHEET OF

REVISIONS

ZONE	LTR	DESCRIPTION	DATE	APPR.

F  
E  
D  
C  
B  
A

F  
E  
D  
C  
B  
A

8 7 6 5 4 3 2 1

8 7 6 5 4 3 2 1

UNIVERSITY OF MAINZ

DRAWING TITLE  
EXTERNAL BUS

SIZE  
**C**

REV.      DRAWING NO.

SCALE

SHEET OF