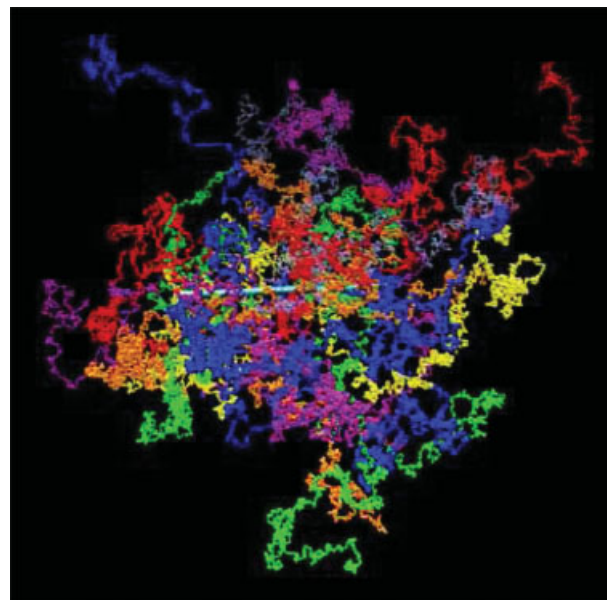


One- and Two-Component Bottle-Brush Polymers: Simulations Compared to Theoretical Predictions

Hsiao-Ping Hsu,* Wolfgang Paul, Kurt Binder

Scaling predictions for bottle-brush polymers with a rigid backbone and flexible side chains under good solvent conditions are discussed and their validity is assessed by a comparison with Monte Carlo simulations of a simple lattice model. It is shown that typically only a rather weak stretching of the side chains is realized, and then the scaling predictions are not applicable.

Also two-component bottle brush polymers are considered, where two types (A,B) of side chains are grafted, assuming that monomers of different kind repel each other. In this case, variable solvent quality is allowed. Theories predict “Janus cylinder”-type phase separation along the backbone in this case. The Monte Carlo simulations, using the pruned-enriched Rosenbluth method (PERM) give evidence that the phase separation between an A-rich part of the cylindrical molecule and a B-rich part can only occur locally. The correlation length of this microphase separation can be controlled by the solvent quality. This lack of a phase transition is interpreted by an analogy with models for ferromagnets in one space dimension.



Introduction

Flexible macromolecules can be grafted to various substrates by special endgroups. Such “polymer brushes” find widespread applications^[1–5] and also pose challenging theoretical problems, such as an understanding of the conformational statistics and resulting geometrical struc-

ture of these tethered chain molecules. Only this latter aspect shall be considered in the present paper, for chains grafted to a straight line or a very narrow cylinder. This problem is a limiting case of “bottle brush” polymers where side chains are grafted to a long macromolecule that forms the backbone of the bottle brush. When this backbone chain is also a flexible polymer and the grafting density is not very high, a “comb polymer”^[6] results, which is outside of consideration here. Also we shall not discuss the case where the backbone chain is very short, so the conformation would resemble a “star polymer”.^[7–11] Here we restrict attention to either stiff backbone chains or high grafting density of side chains at flexible backbones. In the latter case stiffening of the backbone occurs due to

H.-P. Hsu, W. Paul, K. Binder
Institut für Physik, Johannes Gutenberg-Universität, D-55099
Mainz, Germany
E-mail: hsu@uni-mainz.de; Wolfgang.Paul@uni-mainz.de;
Kurt.Binder@uni-mainz.de

excluded volume interactions, and a cylindrical shape of the molecule as a whole results. In fact, many experiments have been carried out where with an appropriate chemical synthesis bottle brush polymers with a worm-like cylindrical shape were produced.^[12–16] The recent papers^[14–16] contain a more detailed bibliography on this rapidly expanding field.

On the theoretical side, two aspects of the conformation of bottle brush polymers were mostly discussed: (i) conformation of a side chain when the backbone can be treated as a rigid straight line or thin cylinder^[10,17–27] (ii) conformation of the whole bottle brush when the backbone is (semi)flexible.^[28–40] The latter problem is left out of consideration in the present paper. Problem (i), the stretching of the side chains in the radial direction in the case of sufficiently high grafting density, was mostly discussed in terms of a scaling description,^[10,17–20,24–26] extending the Daoud–Cotton^[8] “blob picture”^[41–43] from star polymers to bottle brush polymers. If one uses the Flory exponent^[44,45] $\nu = 3/5$ in the scaling relation for the average root mean square end-to-end distance of a side chain, $R_e \propto \sigma^{(1-\nu)/(1+\nu)} N^{2\nu/(1+\nu)}$, where σ is the grafting density and N is the number of effective monomeric units of a side chain, one obtains $R_e \propto \sigma^{1/4} N^{3/4}$. These exponents happen to be identical to those which one would obtain assuming that the chains attain quasi-two-dimensional configurations, resulting if each chain is confined to a disk of width σ^{-1} .^[27] Although this latter picture is a misconception, in experimental studies (e.g.,^[14,15]) this hypothesis of quasi-two-dimensional chains is discussed as a serious possibility. Therefore, we find it clearly necessary to first review the correct scaling theory based on the blob picture, and discuss in detail what quantities need to be recorded in order to distinguish between these concepts. Thus, in the next section we shall give a detailed discussion of the scaling concepts for bottle brush polymers with rigid backbones.

Thereafter we shall describe the Monte Carlo test of these predictions, that we have recently performed using the pruned-enriched Rosenbluth method (PERM).^[46–49] After a brief description of the Monte Carlo methodology, we present our numerical results and compare them to the pertinent theoretical predictions.

In the second part of this paper, we discuss the extension from one-component to two-component bottle brush polymers. Just as in a binary polymer blend (A,B) typically the energetically unfavorable interaction (described by the Flory–Huggins parameter χ ^[44,45,50–52]) should cause phase separation between A-rich and B-rich domains. However, just as in block copolymers where A chains and B-chains are tethered together in a point,^[53–55] no macroscopic phase separation but only “microphase separation” is possible: for a binary (A,B) bottle brush with a rigid backbone one may expect formation of “Janus cylinder”

structures.^[56–58] This means, phase separation occurs such that the A-chains assemble in one half of the cylinder, the B chains in the other half, separated from the A-chains via a flat interface containing the cylinder axis. However, it has been argued that the long-range order implied by such a “Janus cylinder” type structure has a one-dimensional character, and therefore true long-range order is destroyed by fluctuations at non-zero temperature.^[58] Only local phase separation over a finite correlation length along the cylinder axis may persist.^[58]

We shall again first review the theoretical background on this problem, and then describe the simulation evidence. We conclude our paper by a summary and outlook on questions that are still open, briefly discussing also possible consequences on experimental work. However, we shall not deal with the related problems of microphase separation of a bottle brush with only one kind of side chains induced by deterioration of the solvent quality^[59,60] or by adsorption on flat substrates.^[61–63]

Conformation of Side Chains of Bottle Brushes under Good Solvent Conditions: Theoretical Background

The most straightforward approach to understand the conformations of chains in polymer brushes and star polymers under good solvent conditions uses the concept to partition the space available for the chains into compartments, called “blobs”. The idea is that in each such region there occur only monomers of one chain, no monomers of any other chains occur in such a blob, and hence self-avoiding walk statistics holds in each blob. This means, if a (spherical) blob has a radius r_B and contains n monomers, these numbers must be related via

$$r_B = an^\nu, \quad \nu \approx 0.588, \quad n \gg 1 \quad (1)$$

Here a is a length of the order of the size of an effective monomer, and we emphasize from the start that it is crucial to use the correct value of the self-avoiding walk exponent ν , as it is provided from renormalization group calculations^[64] or accurate Monte Carlo simulations.^[65] If one would ignore the small difference between ν and the Flory estimate $3/5$, one would already miss an important distinction between two different scaling regimes for a brush on a flat substrate.^[66] An almost trivial condition of this “blobology”^[43] is that each of the N effective monomeric units of a chain must belong to some blob. So we have

$$N = nn_B \quad (2)$$

where n_B is the number of blobs belonging to one particular chain.

Finally we note that the space available to the chains must be densely filled with blobs. It then remains to discuss which factors control the blob size r_B .^[43] The simplest case is a polymer brush on a flat substrate (under good solvent conditions, as assumed here throughout): if we neglect, for simplicity, any local fluctuations in the grafting density, the distance between grafting sites simply is given by $\sigma^{-1/2}$. Putting $r_B = \sigma^{-1/2}$ in Equation (1), we find $n = (\sigma a^2)^{-1/2\nu}$, i.e., each chain is a string of $n_B = N/n = N(\sigma a^2)^{1/2\nu}$ blobs. According to the simple-minded description of polymer brushes due to Alexander,^[41] this string simply is arranged like a one-dimensional cigar, and one would conclude that the height of a flat brush is

$$h = \sigma^{-1/2} n_B = Na(\sigma a^2)^{1/(2\nu)-1/2} \quad (3)$$

The free end of the chain is in the last blob and hence the end-to-end distance $R_e \approx h$ in this “Alexander picture” of polymer brushes.^[1,41–43] However, a more detailed theory of polymer brushes, such as the self-consistent field theory in the strong stretching limit,^[67–70] yields a somewhat different behavior: the end monomer is not localized at the outer edge of the brush, but rather can be located anywhere in the brush, according to a broad distribution; also the monomer density in polymer brushes at flat substrates is not constant up to the brush height h , but rather decreases according to a parabolic profile. So even for a polymer brush at a flat substrate already a description in terms of non-uniform blob sizes, that increase with increasing distance z from the substrate, is required.^[71] However, in the following we shall disregard all these caveats about the Alexander picture for flat brushes, and consider its generalization to the bottle brush geometry, where polymer chains are tethered to a line rather than a flat surface. Then we have to partition space into blobs of non-uniform size and shape in order to respect the cylindrical geometry (Figure 1).

In the discussion of brushes in cylindrical geometry in terms of blobs in the literature^[19,20,26] the non-spherical character of the blob shape is not explicitly accounted for, and it rather is argued that one can characterize the blobs by one effective radius $\xi(r)$ depending on the radial distance r from the cylinder axis. One considers a segment of the array of length L containing p polymer chains.^[19] On a surface of a cylinder of radius r and length L there should then be p blobs, each of cross-sectional area $\xi^2(r)$; geometrical factors of order unity are ignored throughout. Since the surface area of the cylindrical segment is Lr , we must have^[19,20,26]

$$p\xi^2(r) = Lr, \quad \xi(r) = (Lr/p)^{1/2} = (r/\sigma)^{1/2} \quad (4)$$

If the actual non-spherical shape of the blobs (Figure 1) is neglected, the blob volume clearly is of the order of

$\xi^3(r) = (r/\sigma)^{3/2}$. Invoking again the principle that inside a blob self-avoiding walk statistics hold, we have, in analogy with Equation (1)

$$\begin{aligned} \xi(r) &= a[n(r)]^\nu, \\ n(r) &= [\xi(r)/a]^{1/\nu} = [r/(\sigma a^2)]^{1/2\nu} \end{aligned} \quad (5)$$

From this result one immediately derives the power law decay for the density profile $\rho(r)$ as follows^[3,19,20,26]

$$\begin{aligned} \rho(r) &= n(r)/\xi^3(r) = a^{-3}[r/(\sigma a^2)]^{-(3\nu-1)/2\nu} \\ &\approx a^{-3}[r/(\sigma a^2)]^{-0.65} \end{aligned} \quad (6)$$

Using the Flory approximation^[44,45] $\nu = 3/5$ one would find $\rho(r) \propto r^{-2/3}$ instead.

Now the average height h of the bottle brush is estimated by requiring that we obtain all σN monomers per unit length in the z -direction along the axis of the bottle brush (cf. Figure 1) when we integrate $\rho(r)$ from $r=0$ to $r=h$

$$\begin{aligned} \sigma N &= \int_0^h \rho(r) r dr \\ &= a^{-3} (\sigma a^2)^{(3\nu-1)/2\nu} \int_0^h r^{(1-\nu)/2\nu} dr \end{aligned} \quad (7)$$

This yields, again ignoring factors of order unity

$$N = (\sigma a)^{(v-1)/(2v)} (h/a)^{(v+1)/(2v)} \quad (8a)$$

$$h/a = (\sigma a)^{(1-\nu)/(1+\nu)} N^{2\nu/(1+\nu)} = (\sigma a)^{0.259} N^{0.74} \quad (8b)$$

Note that the use of the Flory estimate $\nu = 3/5$ would simply yield $h \propto \sigma^{1/4} N^{3/4}$, which happens to be identical to the relation that one obtains when one partitions the cylinder of height L and radius h into disks of height σ^{-1} , requiring hence that each chain is confined strictly into one such disk. Then each chain would form a quasi-two-dimensional self-avoiding walk formed from $n'_{\text{blob}} = N/n'$ blobs of diameter σ^{-1} . Since we have $\sigma^{-1} = a n'^\nu$ again, we would conclude that the end-to-end distance R of such a quasi-two-dimensional chain is

$$\begin{aligned} R &= \sigma^{-1} (n'_{\text{blob}})^{3/4} = \sigma^{-1} n'^{-3/4} N^{3/4} = a(\sigma a)^{-1+3/4\nu} N^{3/4} \\ &= a(\sigma a)^{1/4} N^{3/4} \end{aligned} \quad (9)$$

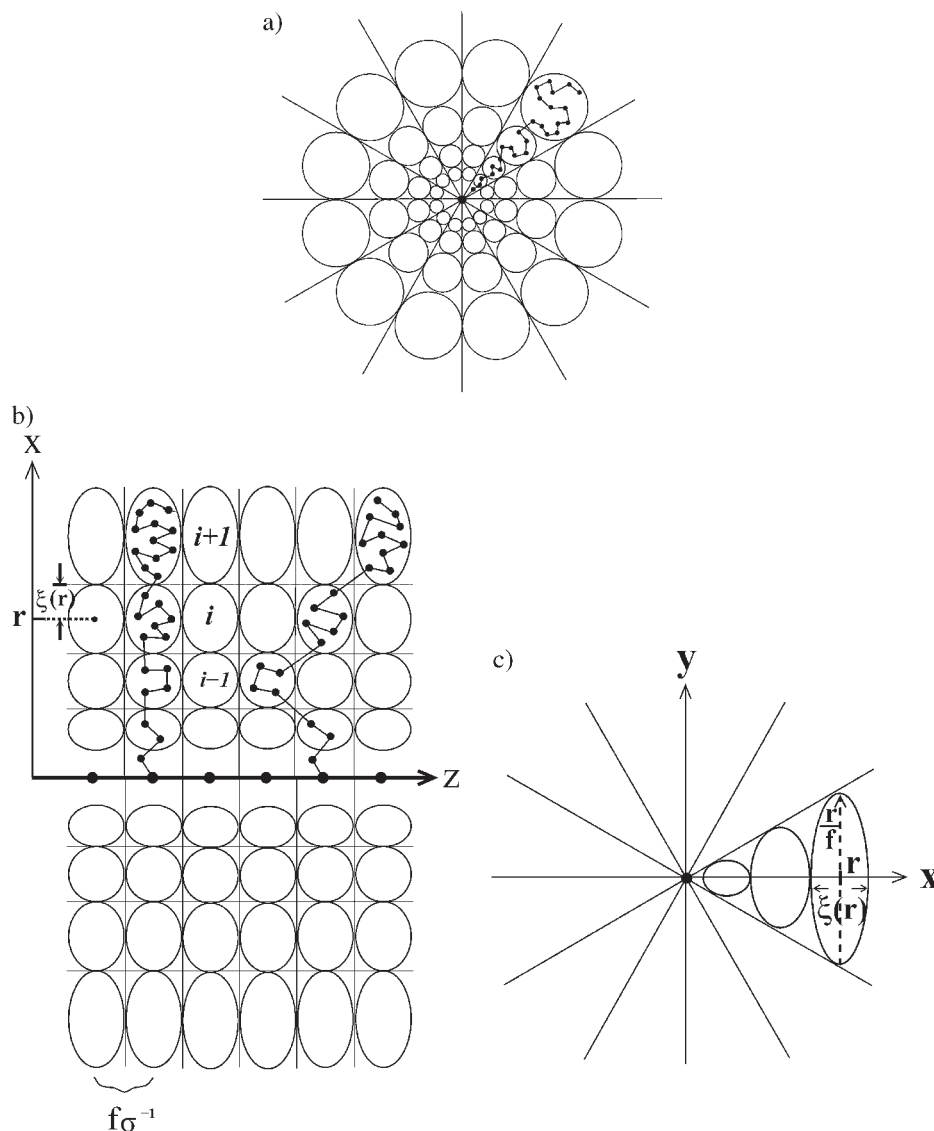


Figure 1. Schematic construction of a blob picture for star polymer (a), and for a bottle brush (b), (c). We assume that along the rigid backbone there occur at a regular spacing $f\sigma^{-1}$ grafting sites where at each grafting site f side chains containing N effective monomeric units are grafted. If the rigid backbone of the cylindrical bottle brush is oriented along the z -axis, part (c) shows a view of the blob partitioning in the xy -plane perpendicular to the backbone, while part (b) shows a cut through the cylinder along the xz -plane containing the cylinder axis. A few possible chain configurations are indicated. While for a star polymer the blobs have a spherical shape, their radius $\xi(r)$ increasing linearly proportional to the distance r from the center of the star (a), for the bottle brush the blobs are ellipsoids with three axes $\xi(r)$ (in x -direction), proportional to r/f (in y -direction), and $f\sigma^{-1}$ (in z -direction), respectively. For a considered chain the x -axis contains the center of mass of the chain.

Putting then $R = h$, Equation (8b) results when we use there $\nu = 3/5$. However, this similarity between Equation (8b), (9) is a coincidence: in fact, the assumption of a quasi-two-dimensional conformation does not imply a stretching of the chain in radial direction. In fact, when we put the x -axis of our coordinate system in the direction of the end-to-end vector \vec{R} of the chain, we would predict that the y -component of the gyration radius scales as

$$R_{gy} = a(\sigma a)^{1/4} N^{3/4} \quad (10)$$

since for quasi-two-dimensional chains we have $R_{gx} \propto R_{gy} \propto R$, all these linear dimensions scale with the same power laws. On the other hand, if the Daoud–Cotton-like^[8] picture [Figure 1(a)] holds, in a strict sense, one would conclude that R_{gy} is of the same order as the size of the last blob for $r = h$

$$R_{gy} = \xi(r = h) = (h/\sigma)^{1/2} = a(\sigma a)^{-\nu/(1+\nu)} N^{\nu/(1+\nu)} \quad (11)$$

Clearly this prediction is very different from Equation (10), even with the Flory exponent $\nu = 3/5$ we find from Equation (11) that $R_{gy} \propto \sigma^{-3/8} N^{3/8}$. Hence it is clear that an analysis of all three components of the gyration radius of a polymer chain in a bottle brush is very suitable to distinguish between the different versions of scaling concepts discussed in the literature.

However, at this point we return to the geometrical construction of the filling of a cylinder with blobs, Figure 1. We explore the consequences of the obvious fact that the blobs cannot be simple spheres, when we require that each blob contains monomers from a single chain only, and the available volume is densely packed with blobs touching each other.

Since the blob picture for star polymers (grafting to a point) as well as for planar polymer brushes (polymers grafted to a plane) both work with spherical blobs, one may wonder why the intermediate case of bottle-brush polymers (grafting to a line) requires non-spherical blobs. However, one should note the lower symmetry of the cylindrical geometry: while both for stars and planar brushes the two spatial directions perpendicular to the stretching direction are equivalent by symmetry, this is not true for bottle-brushes (the directions parallel to the cylinder axis and tangential to the cylinder surface are inequivalent). Moreover, spherical blobs are impossible near the cylinder axis, when we consider the general case that grafting sites occur at a distance σ^{-1} along the cylinder axis, and from each grafting site emanate f chains. If we would assume that the blob diameter is σ^{-1} for the blobs adjacent to the axis, as for planar brushes, the cylinder surface through these blob centers is at a radial distance $\sigma^{-1/2}$, and has a tangential linear dimension of $\pi\sigma^{-1}$, imply that three blobs would fit in to fill space (almost, taking $\pi \approx 3$). Clearly, such a construction does not fit for general f . On the other hand, adjusting the blob radius to the chosen value of f the blobs either would not fill space (for $f = 1, 2$) or overlap each other (for $f \geq 4$). Nevertheless, we emphasize that the following extension of the blob picture allowing for ellipsoidal blob shapes is not based on a detailed theory but rather has the character of a heuristic (if not speculative) proposal only.

As mentioned above, $\xi(r)$ was defined from the available surface area of a cylinder at radius r , cf. Equation (4). It was argued that for each chain in the surface area Lr of such a cylinder a surface area $\xi^2(r)$ is available. However, consideration of Figure 1 shows that these surfaces are not circles but rather ellipses, with axes $f\sigma^{-1}$ and r/f . The blobs hence are not spheres but rather ellipsoids, with three different axes: $f\sigma^{-1}$ in z -direction along the cylinder axes, r/f in the y -direction tangential on the cylinder surface, normal to both the z -direction and the radial direction, and the geometric mean of these two lengths $(r\sigma^{-1})^{1/2}$, in the radial x -direction. Since the physical meaning of a blob is

that of a volume region in which the excluded volume interaction is not screened, this result implies that the screening of excluded volume in a bottle brush happens in a very anisotropic way: there are three different screening lengths, $f\sigma^{-1}$ in the axial z -direction, $(r\sigma^{-1})^{1/2}$ in the radial x -direction, and r/f in the third, tangential, y -direction. Of course, it remains to be shown by a more microscopic theory that such an anisotropic screening actually occurs.

However, the volume of the ellipsoid with these three axes still is given by the formula

$$V_{\text{ellipsoid}} = (\sigma^{-1}f)(r/f)(r\sigma^{-1})^{1/2} = (r\sigma^{-1})^{3/2} = [\xi(r)]^3 \quad (12)$$

with $\xi(r)$ given by Equation (4), and hence the volume of the blob has been correctly estimated by the spherical approximation. As a consequence, the estimations of the density profile $\rho(r)$, Equation (6), and resulting brush height h , [Equation (8b)], remain unchanged.

More care is required when we now estimate the linear dimensions of the chain in the bottle brush. We now orient the x -axis such that the xz -plane contains the center of mass of the considered chain. As [Figure 1(b)] indicates, we can estimate R_{gz} assuming a random walk picture in terms of blobs. When we go along the chain from the grafting site towards the outer boundary of the bottle brush, the blobs can make excursions with $\Delta z = \pm f\sigma^{-1}$, independent of r . Hence we conclude, assuming that the excursions of the n_{blob} steps add up randomly

$$R_{gz}^2 = \sum_{i=1}^{n_{\text{blob}}} (f\sigma^{-1})^2 = n_{\text{blob}}(f\sigma^{-1})^2, \quad (13)$$

$$R_{gz} = f\sigma^{-1}\sqrt{n_{\text{blob}}}$$

Hence we must estimate the number of blobs n_{blob} per chain in a bottle brush. We must have

$$n_{\text{blob}} = \sum_{i=1}^{n_{\text{blob}}} 1 = \int_0^h [\xi(r)]^{-1} dr \quad (14)$$

Note from Figure 1 that we add an increment $2\xi(r_i)$ to r when we go from the shell i to shell $i + 1$ in the cylindrical bottle brush. So the discretization of the integral in Equation (14) is equivalent to the sum. From Equation (14) we then find, again ignoring factors of order unity

$$n_{\text{blob}} = \sigma^{1/2} h^{1/2} = (\sigma a)^{1/(1+\nu)} N^{\nu/(1+\nu)} \quad (15)$$

and consequently

$$R_{gz} = fa(\sigma a)^{\frac{2\nu+1}{2\nu+2}N^{\nu/[2(1+\nu)]}} \propto \sigma^{-0.685}N^{0.185} \quad (16)$$

With Flory exponents we hence conclude $n_{\text{blob}} \propto \sigma^{5/8}N^{3/8}$, and thus $R_{gz} \propto f\sigma^{-11/16}N^{3/16}$. The estimation of R_{gy} is most delicate, of course, because when we consider random excursions away from the radial directions, the excursions $\Delta y = \pm\xi(r)$ are non-uniform. So we have instead of Equation (13),

$$R_{gy}^2 = \sum_{i=1}^{n_{\text{blob}}} \xi^2(r_i) = \int_0^h \xi(r) dr \quad (17)$$

in analogy with Equation (14). This yields $R_{gy}^2 = \sigma^{-1/2}h^{3/2}$ and hence

$$R_{gy} = \sigma^{-1/4}h^{3/4} = a(\sigma a)^{-(2\nu-1)/(2\nu+2)}N^{3\nu/(2\nu+2)} \propto \sigma^{-0.055}N^{0.555} \quad (18)$$

while the corresponding result with Flory exponents is $R_{gy} \propto \sigma^{-1/16}N^{9/16}$. These different results for $R_{gx} \propto h$ [Equation (8b)], R_{gy} [Equation (18)], and R_{gz} [Equation (16)] clearly reflect the anisotropic structure of a chain in a bottle brush. Note that the result for R_{gy} according to Equation (18) is much larger than the simple Daoud–Cotton-like prediction, Equation (11), but is clearly smaller than the result of the quasi-two-dimensional picture, Equation (10).

As a consistency check of our treatment, we note that also Equation (7) can be formulated as a discrete sum over blobs

$$\begin{aligned} N &= \sum_{i=1}^{n_{\text{blob}}} n(r) = \int_0^h [n(r)/\xi(r)] dr \\ &= \int_0^h [r/(\sigma a)]^{1/2\nu-1/2} dr \end{aligned} \quad (19)$$

which yields [Equation (8a)], as it should be.

Finally we discuss the crossover towards mushroom behavior. Physically, this must occur when the distance between grafting points along the axis, $f\sigma^{-1}$, becomes equal to aN^ν . Thus we can write

$$h = aN^\nu \tilde{h}(\sigma a N^\nu) \quad (20)$$

where we have absorbed the extra factor f in the scaling function $\tilde{h}(\zeta)$. We note that [Equation (8b)] results from

Equation (20) when we request that

$$\tilde{h}(\zeta \gg 1) \propto \zeta^{(1-\nu)/(1+\nu)} \quad (21)$$

and hence a smooth crossover between mushroom behavior and radially stretched polymer conformations occurs for $\sigma a N^\nu$ of order unity, as it should be. Analogous crossover relations can be written for the other linear dimensions too:

$$R_{gz} = aN^\nu \tilde{R}_{gz}(\zeta), \quad \tilde{R}_{gz}(\zeta \gg 1) \propto \zeta^{-(2\nu+1)/(2\nu+2)} \quad (22)$$

$$R_{gy} = aN^\nu \tilde{R}_{gy}(\zeta), \quad \tilde{R}_{gy}(\zeta \gg 1) \propto \zeta^{-(2\nu-1)/(2\nu+2)} \quad (23)$$

The agreement between Equation (16) and Equation (22) or Equation (18) and Equation (23), respectively, provides a check on the self-consistency of our scaling arguments.

However, it is important to bear in mind that the blob picture of polymer brushes, as developed by Alexander,^[41] Daoud and Cotton,^[8] Halperin,^[1,43] and many others, is a severe simplification of reality, since its basic assumptions that (i) all chains in a polymer brush are stretched in the same way, and (ii) the chain ends are all at a distance h from the grafting sites, are not true. Treatments based on the self-consistent field theory^[67–70,72–77] and computer simulations^[3,22,66,71,78–84] have shown that chain ends are not confined at the outer boundary of the brush, and the monomer density distribution is a non-trivial function, that cannot be described by the blob model. However, it is widely believed that the blob model yields correctly the power laws of chain linear dimensions in terms of grafting density and chain length, so the shortcomings mentioned above affect the pre-factors in these power laws only. In this spirit, we have extended the blob model for brushes in cylindrical geometry in the present section, taking the anisotropy in the shape of the blobs into account to predict the scaling behavior of both the brush height h (which corresponds to the chain end-to-end distance R and the x -component R_{gx} of the gyration radius) and of the transverse gyration radius components R_{gy} , R_{gz} . To the best of our knowledge, the latter have not been considered in the previous literature.

Monte Carlo Methodology

We consider here the simplest lattice model of polymers under good solvent conditions, namely the self-avoiding walk on the simple cubic lattice. The backbone of the bottle brush is just taken to be the z -axis of the lattice, and in order to avoid any effects due to the ends of the backbone,

we choose periodic boundary conditions in the z -direction. The length of the backbone is taken to be L_b lattice spacings, and the lattice spacing henceforth is taken as one unit of length. Note that in order to avoid finite size effects L_b has to be chosen large enough so that no side chain can interact with its own “images” created by the periodic boundary condition, i.e., $R_{gz} \ll L_b$.

We create configurations of the bottle brush polymers applying the PERM.^[46–49,85–88] This algorithm is based on the biased chain growth algorithm of Rosenbluth and Rosenbluth,^[89] and extends it by resampling technique (“population control”^[46]) with depth-first implementation. Similar to a recent study of star polymers^[47,48] all side chains of the bottle brush are grown simultaneously, adding one monomer to each side chain one after the other before the growth process of the first chain continues by the next step.

When a monomer is added to a chain of length $n - 1$ (containing n monomers) at the n th step, one scans the neighborhood of the chain end to identify the free neighboring sites of the chain end, to which a monomer could be added. Out of these n_{free} sites available for the addition of a monomer one site is chosen with the probability $p_{n,i}$ for the i th direction. One has the freedom to sample these steps from a wide range of possible distributions, e.g., $p_{n,i} = 1/n_{\text{free}}$, if one site is chosen at random, and this additional bias is taken into account by suitable weight factors. The total weight W_n of a chain of length n with an unbiased sampling is determined recursively by $W_n = \prod_{k=1}^n w_k = W_{n-1} w_n$. While the weight w_n is gained at the n th step with a probability $p_{n,i}$, one has to use $w_n/p_{n,i}$ instead of w_n . The partition sum of a chain of length n (at the n th step) is approximated as

$$Z_n \approx \hat{Z}_n \equiv M_n^{-1} \sum_{\alpha=1}^{M_n} W_n(\alpha), \quad (24)$$

where M_n is the total number of configurations $\{\alpha\}$, and averages of any chain property (e.g., its end-to-end distance, gyration radius components, etc.) $A(\alpha)$ are obtained as

$$\bar{A}_n = \frac{1}{M_n} \frac{\sum_{\alpha=1}^{M_n} A(\alpha) W_n(\alpha)}{Z_n} \quad (25)$$

As is well-known from ref.^[90], for this original biased sampling^[89] the statistical errors for large n are very hard to control. This problem is alleviated by population control.^[85] One introduces two thresholds

$$W_n^+ = C_+ \hat{Z}_n, \quad W_n^- = C_- \hat{Z}_n \quad (26)$$

where \hat{Z}_n is the current estimate of the partition sum, and C_+ and C_- are constants of order unity. The optimal ratio between C_+ and C_- is found to be $C_+/C_- \sim 10$ in general. If W_n exceeds W_n^+ for the configuration α , one produces k identical copies of this configuration, replaces their weight W_n by W_n/k , and uses these copies as members of the population for the next step, where one adds a monomer to go from chain length n to $n + 1$. However, if $W_n < W_n^-$, one draws a random number η , uniformly distributed between zero and one. If $\eta < 1/2$, the configuration is eliminated from the population when one grows the chains from length n to $n + 1$. This “pruning” or “enriching” step has given the PERM algorithm its name. On the other hand, if $\eta \geq 1/2$, one keeps the configuration and replaces its weight W_n by $2W_n$. In a depth-first implementation, at each time one deals with only a single configuration until a chain has been grown either to the end of reaching the maximum length or to be killed in between, and handles the copies by recursion. Since only a single configuration has to be remembered during the run, it requires much less memory.

In our implementation, we used $W_n^+ = \infty$ and $W_n^- = 0$ for the first configuration hitting chain length n . For the following configurations, we used $W_n^+ = C \hat{Z}_n (c_n/c_0)$ and $W_n^- = 0.15 W_n^+$, here $C = 3.0$ is a positive constant, and c_n is the total number of configurations of length n already created during the run. The bias of growing side chains was used by giving higher probabilities in the direction where there are more free next neighbor sites and in the outward directions perpendicular to the backbone, where the second part of bias decreases with the length of side chains and increases with the grafting density. Totally 10^5 – 10^6 independent configurations were obtained in most cases we simulated.

Typical simulations used backbone lengths $L_b = 32, 64$, and 128 , $f = 1$ (one chain per grafting site of the backbone, although occasionally also $f = 2$ and $f = 4$ were used), and grafting densities $\sigma = 1/32, 1/16, 1/8, 1/4, 1/2$, and 1 . The side chain length N was varied up to $N = 2000$. So a typical bottle brush with $L_b = 128$, $\sigma = 1/4$ (i.e., $n_c = 32$ side chains), and $N = 2000$ contains a total number of monomers $N_{\text{tot}} = L_b + n_c N = 64128$. Figure 2 shows a snapshot configuration of such a bottle brush polymer. Note that most other simulation algorithms for polymers^[65,90–92] would fail to produce a large sample of well-equilibrated configurations of bottle brush polymers of this size: dynamic Monte Carlo algorithms using local moves involve a relaxation time (in units of Monte Carlo steps per monomer [MCS]) of order N^z where $z = 2\nu + 1$ if one assumes that the side chains relax independently of each other and one applies the Rouse model^[93] in the good solvent regime.^[91] For $N = 2000$ such an estimate would imply that the time between subsequent statistically independent configurations is of the order of 10^7 MCS, which clearly is

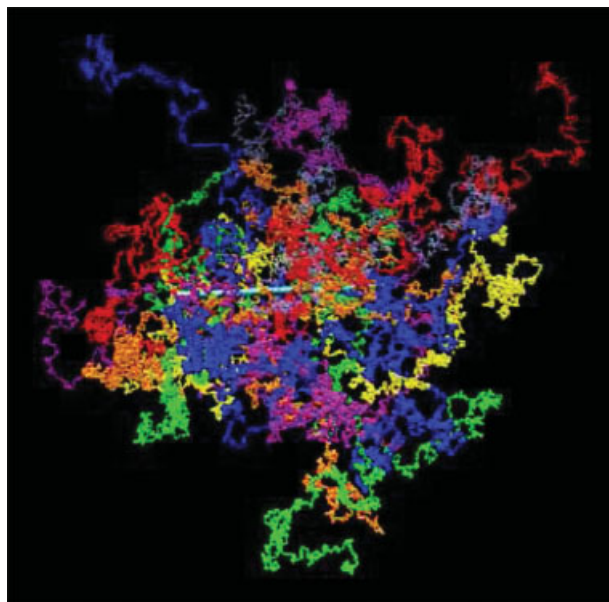


Figure 2. Snapshot picture of a bottle brush polymer with $L_b = 128$, $\sigma = 1/4$, and $N = 2000$ on the simple cubic lattice. Note that different chains are displayed in different colors to distinguish them, and the periodic boundary condition is undone for the sake of a better visibility in the visualization of this configuration.

impractical. While the pivot algorithm^[65] would provide a significantly faster relaxation in the mushroom regime, the acceptance rate of the pivot moves quickly deteriorates when the monomer density increases. This algorithm could equilibrate the outer region of the bottle brush rather efficiently, but would fail to equilibrate the chain configurations near the backbone. The configurational bias algorithm^[92,94] would be an interesting alternative when the monomer density is high, but it is not expected to work for very long chains, such as $N = 2000$. Also, while the simple enrichment technique is useful to study both star polymers^[95] and polymer brushes on flat substrates^[96] it also works only for chain lengths up to about $N = 100$. Thus, existing Monte Carlo simulations of one-component bottle brushes under good solvent conditions either used the bond fluctuation model^[91,97] on the simple cubic lattice applying local moves with side chain lengths up to $N = 41$ ^[30] or 64 ^[36] or the pivot algorithm^[65] with side chain lengths up to $N = 80$,^[34] but considering flexible backbone of length $L = 800$. An alternative approach was followed by Yethiraj^[31] who studied an off-lattice tangent hard sphere model by a pivot algorithm in the continuum, for $N \leq 50$. All these studies addressed the question of the overall conformation of the bottle brush for a flexible backbone, and did not address in detail the conformations of the side chains. Only the total mean square radius of gyration of the side chains was estimated occasionally,

obtaining^[30,36] $R_g^2 \propto N^{1.2}$ or^[31] $R_g^2 \propto N^{1.36}$ and^[34] $R_g^2 \propto N^{1.4}$. However, due to the smallness of the side chain lengths used in these studies, as quoted above, these results have to be considered as somewhat preliminary, and also a systematic study of the dependence on both N and σ was not presented. We also note that the conclusions of the quoted papers are somewhat contradictory.

An interesting alternative simulation method to the Monte Carlo study of polymeric systems is molecular dynamics,^[91] of course. While in corresponding studies of a bead-spring model of polymer chains for flat brushes^[82] chain lengths N up to $N = 200$ were used, for chains grafted to thin cylinders^[22] the three chain lengths $N = 50, 100$, and 150 were used. For $N = 50$, also four values of grafting density were studied.^[22] Murat and Grest^[22] used these data to test the scaling prediction for the density profile, Equation (6), but found that $\rho(r)$ is better compatible with $\rho(r) \propto r^{-0.5}$ rather than $\rho(r) \propto r^{-0.65}$. However, for $N = 50$ the range where the power law is supposed to apply is very restricted, and hence this discrepancy was not considered to be a problem for the theory.^[22]

Thus, we conclude that only due to the use of the PERM algorithm has it become possible to study such large bottle brush polymers as depicted in Figure 2. Nevertheless, as we shall see in the next section, even for such large side chain lengths one cannot yet reach the asymptotic region where the power laws derived in the previous section are strictly valid.

Monte Carlo Results for One-Component Bottle-Brush Polymers

In Figure 3, we present our data for the mean square end-to-end radii and gyration radii components of the side chains. Note that for each chain configuration a separate local coordinate system for the analysis of the chain configuration needs to be used; while the z -axis is always oriented simply along the backbone, the x -axis is oriented perpendicular to the z -axis and goes through the center of mass of the chain in this particular configuration. The y -axis then also is fixed simply from the requirement that it is perpendicular to both the x - and z -axes.

For a polymer mushroom (which is obtained if the grafting density σ is sufficiently small) we expect that all chain linear dimensions scale as N^ν , for sufficiently long chains. Therefore, we have normalized all mean square linear dimensions in Figure 3 by a factor $N^{2\nu}$, using the theoretical value^[64,65] $\nu = 0.588$. However, as we see from Figure 3 in the range $10 \leq N \leq 10^3$ displayed there, even for the smallest σ presented, where a single side chain is simulated, the shown ratios are not constant. This fact indicates that corrections to scaling^[64,65] should not be disregarded, and this problem clearly complicates the test

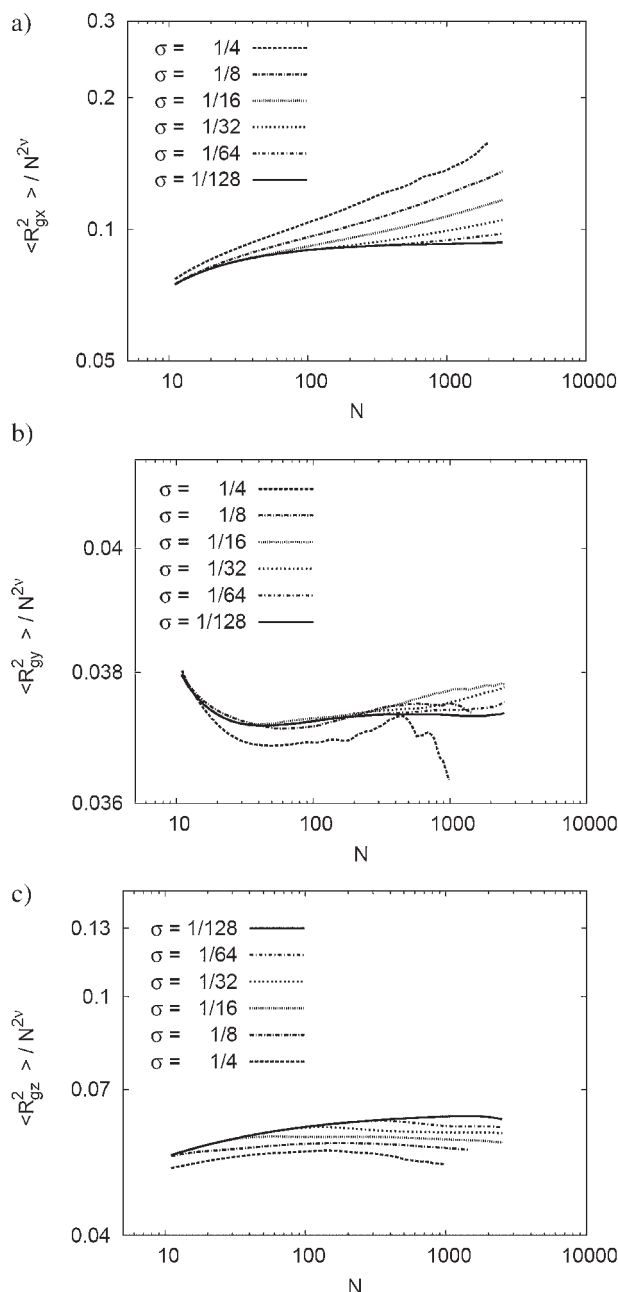


Figure 3. Log-log plot of the mean square gyration radius components $\langle R_{gx}^2 \rangle$ (a), $\langle R_{gy}^2 \rangle$ (b), and $\langle R_{gz}^2 \rangle$ (c), versus side chain length N . Only data for $N > 10$ are included. All data are for $f=1$, $L_b=128$, and various choices of σ . All chain mean square linear dimensions are normalized by $N^{2\nu}$ with $\nu = \nu_3 \approx 0.588$.

of the scaling predictions derived above. For the largest value of σ included ($\sigma = 1/4$), the irregular behavior of some of the data [Figure 3(b)] indicate a deterioration of statistical accuracy. This problem gets worse for increasing number of side chains n_c .

In any case, our data do corroborate our statement (made on general grounds, considering the lower symmetry of

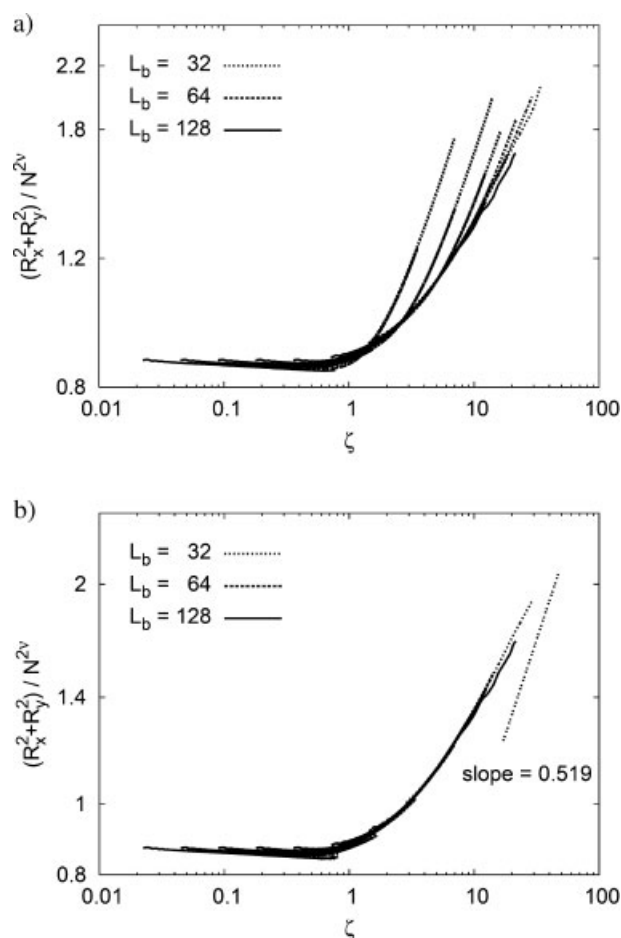


Figure 4. Log-log plot of $R_{\perp}^2 = R_x^2 + R_y^2$ divided by $N^{2\nu}$ versus $\zeta = \sigma N^{\nu}$, including all data for $N > 5$, and three choices of L_b as indicated (a), or alternatively removing data affected by the finite size of the backbone length via the periodic boundary condition (b). The slope indicated in (b) by the dotted straight line corresponds to the scaling estimate from Equation (21), $2(1-\nu)/(1+\nu) \approx 0.519$.

bottle brushes as compared to stars or planar brushes, respectively) that all three mean square gyration radius components differ from each other.

A further complication is due to the residual finite size effect. Figure 4 shows a plot of $R_{\perp}^2 = R_x^2 + R_y^2$ versus the scaling variable $\zeta = \sigma N^{\nu}$. One can recognize that for small L_b but large N and not too large σ systematic deviations from scaling occur [Figure 4(a)], which simply arise from the fact that an additional scaling variable (related to $\langle R_z^2 \rangle^{1/2}/L_b$) comes into play when $\langle R_z^2 \rangle^{1/2}$ no longer is negligibly smaller than L_b . While for real bottle brush polymers with stiff backbone effects due to the finite lengths of the backbone are physically meaningful and hence of interest, the situation is different in our simulation due to the use of periodic boundary conditions. The choice of periodic boundary conditions is motivated by the desire to study the characteristic structure in a bottle

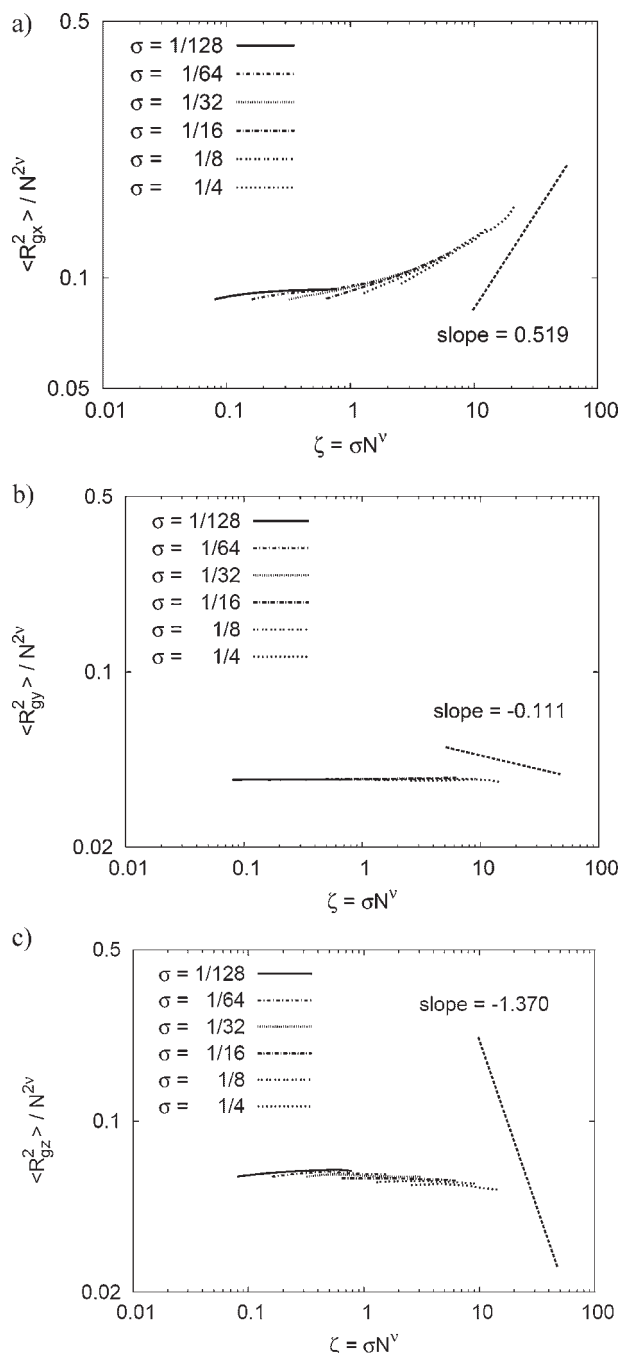


Figure 5. Log-log plot of $\langle R_{gx}^2 \rangle / N^{2\nu}$ (a), $\langle R_{gy}^2 \rangle / N^{2\nu}$ (b), and $\langle R_{gz}^2 \rangle / N^{2\nu}$ (c) versus the scaling variable $\zeta = \sigma N^\nu$, using the data in Figure 3 but for $N > 50$. The slopes indicated by dashed straight lines illustrate the scaling estimates from Equation (21), $2(1 - \nu) / (1 + \nu) \approx 0.519$ (a), from Equation (23), $-(2\nu - 1) / (\nu + 1) \approx -0.111$ (b), and from Equation (22), $-(2\nu + 1) / (\nu + 1) \approx -1.370$ (c).

brush polymer far away from the backbone ends, not affected by any finite size effects. However, if $\langle R_{gz}^2 \rangle^{1/2}$ becomes comparable to L_b , each chain interacts with its own periodic images, and this is an unphysical, undesirable, finite size effect. Therefore, in [Figure 4(b)], the data

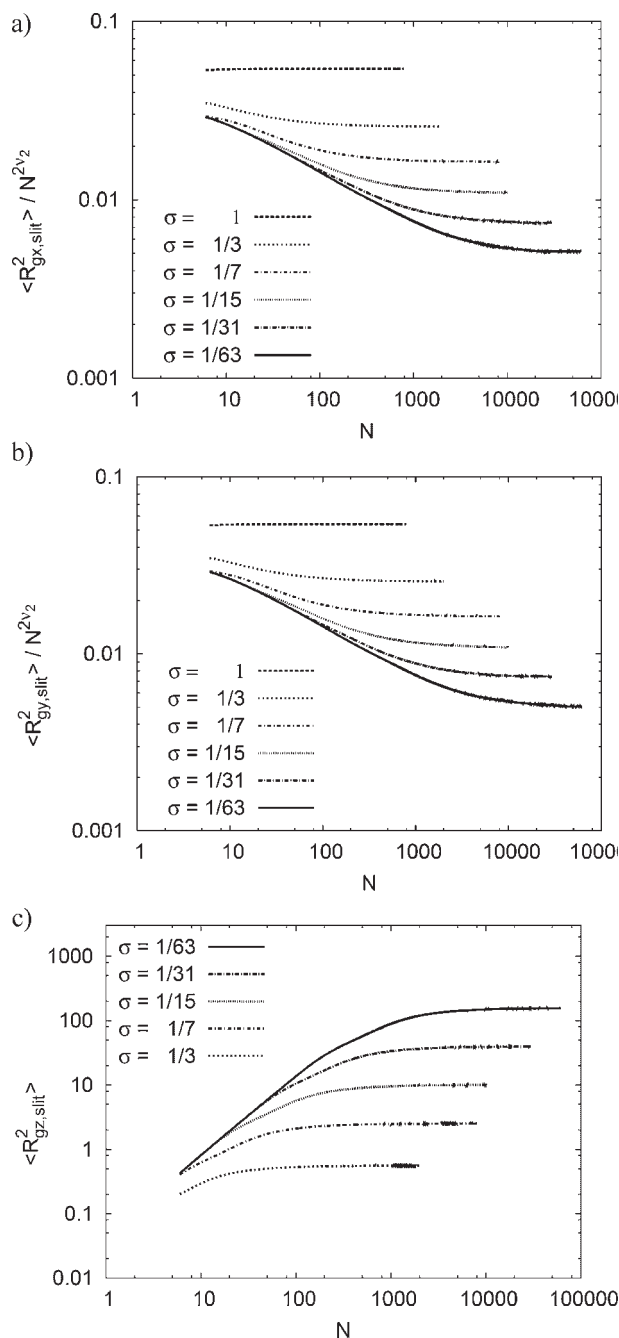


Figure 6. Log-log plot of the mean-square gyration radius components $\langle R_{gx,slit}^2 \rangle / N^{2\nu_2}$ (a), $\langle R_{gy,slit}^2 \rangle / N^{2\nu_2}$ (b), and $\langle R_{gz,slit}^2 \rangle$ (c) versus side chain length N with $\nu_2 = 3/4$. As in Figure 3, only data for $N > 5$ are included. Various choices of σ are included. Note that the walls of the slit are located at $z = \pm(\sigma^{-1} + 1)/2$ and are strictly repulsive hard walls. One chain end is fixed at the x -axis at $z = 0$, and since the x -axis represents the backbone if this polymer in a slit is taken as a model of a disk-shaped section of a bottle brush, all sites of the x -axis are excluded from occupation of the monomers of the (side) chain as well.

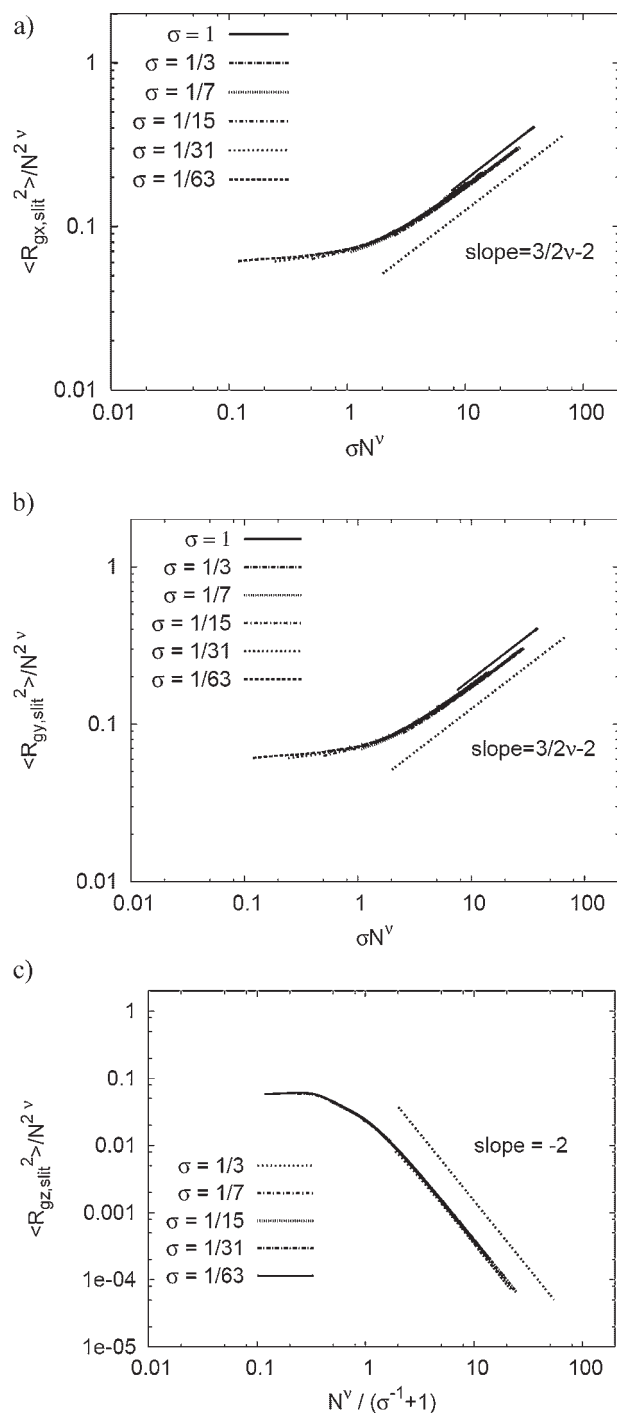


Figure 7. Log-log plot of $\langle R_{gx,slit}^2 \rangle / N^{2v}$ (a), $\langle R_{gy,slit}^2 \rangle / N^{2v}$, and $\langle R_{gz,slit}^2 \rangle / N^{2v}$ (c) versus the scaling variable $\zeta = \sigma N^v$. Only data for $N > 10$ are included. The slopes indicated by dashed straight lines illustrate the scaling exponent implied by Equation (27), namely $3/2v - 2$ (a,b) and -2 (c), respectively. In (c) σ^{-1} is replaced by $\sigma^{-1} + 1$ to remove a finite-size effect.

affected by such finite size effects are not included. One finds a reasonable data collapse of the scaled mean square end-to-end distance when one plots the data versus the scaling variable $\zeta = \sigma N^v$. These results constitute the first comprehensive test of the scaling relations for bottle brush polymers, Equation (21)–(23), and the consistency between the data and the proposed scaling structure in terms of the variable ζ is indeed very gratifying. On the other hand, it is also evident from Figure 4 and 5 that only a mild stretching

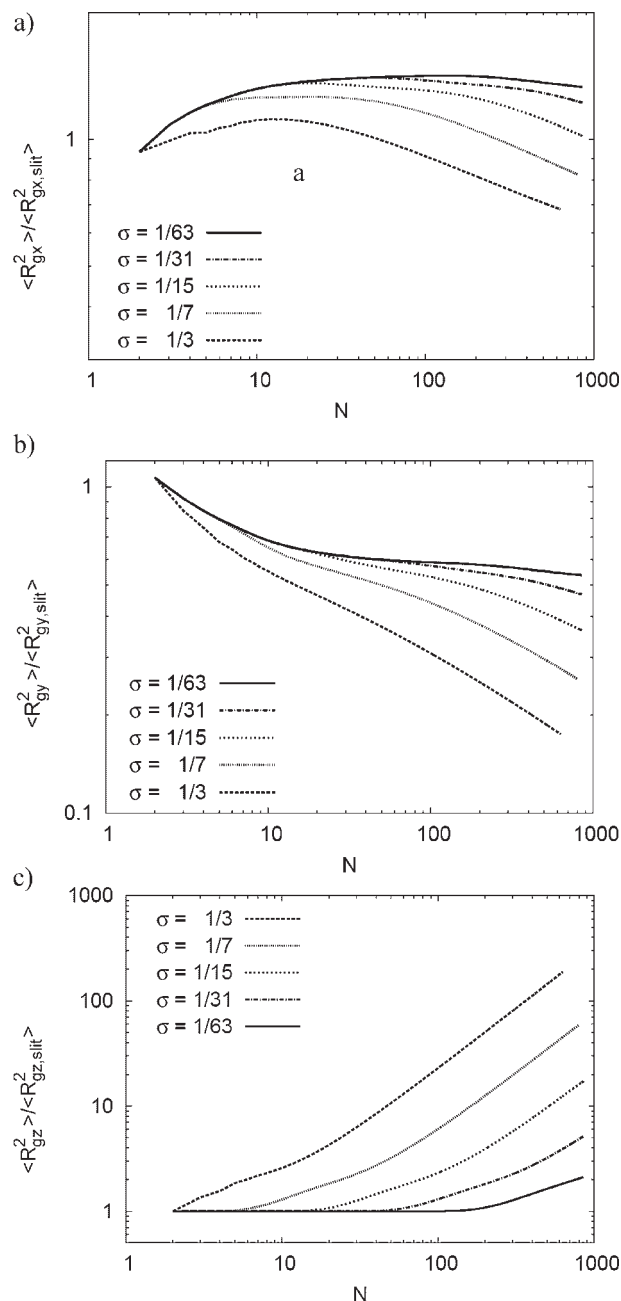


Figure 8. Log-log plot of $\langle R_{gx}^2 \rangle / \langle R_{gx,slit}^2 \rangle$ (a), $\langle R_{gy}^2 \rangle / \langle R_{gy,slit}^2 \rangle$ (b), and $\langle R_{gz}^2 \rangle / \langle R_{gz,slit}^2 \rangle$ versus N , for values of σ strictly corresponding to each other, as indicated.

of the side chains away from the backbone is observed, and in this region one is still far away from the region of strong stretching, where the simple power laws [Equation (8b)], (18), and (16) apply. Obviously, the crossover from the simple mushroom behavior (observed for $\zeta = \sigma N^{\nu} \ll 1$) to the strongly stretched bottle brush (observed for $\zeta \gg 1$) takes at least one decade of the scaling variable ζ . There is a rather gradual and smooth crossover rather than a kink-like behavior of the scaling function. While in the x -component at least near $\zeta = 10$ a weak onset of stretching can be recognized, hardly any evidence for the contraction of the y and z -components is seen.

Of course, this observation does not imply that the scaling theory is wrong, it rather is implied that much longer chains (or much higher grafting densities)

are needed to reach the scaling regime. We also note that polymer coils have a “soap-like” shape, i.e., the eigenvalues of the squared gyration radius tensor scale like 14.8:3.06:1.^[98] As a consequence, the chains in the bottle-brush can develop a significant anisotropy without additional stretch, by orienting the direction of the eigenvector belonging to the smallest eigenvalue along the cylinder axis while the eigenvector belonging to the largest eigenvalue is oriented in the radial x -direction.

In order to test what one would expect if the picture of the chains as quasi-two-dimensional self-avoiding walks were correct, we have also studied single chains grafted to a straight backbone of length σ , $\sigma = 1, 1/3, 1/5, \dots, 1/63$ which are confined between two parallel repulsive infinite walls. The grafting site of the chains was chosen at the site located symmetrically between the confining walls in the slit [if the grafting site is chosen to be the origin of the coordinate system, the confining hard walls occur at

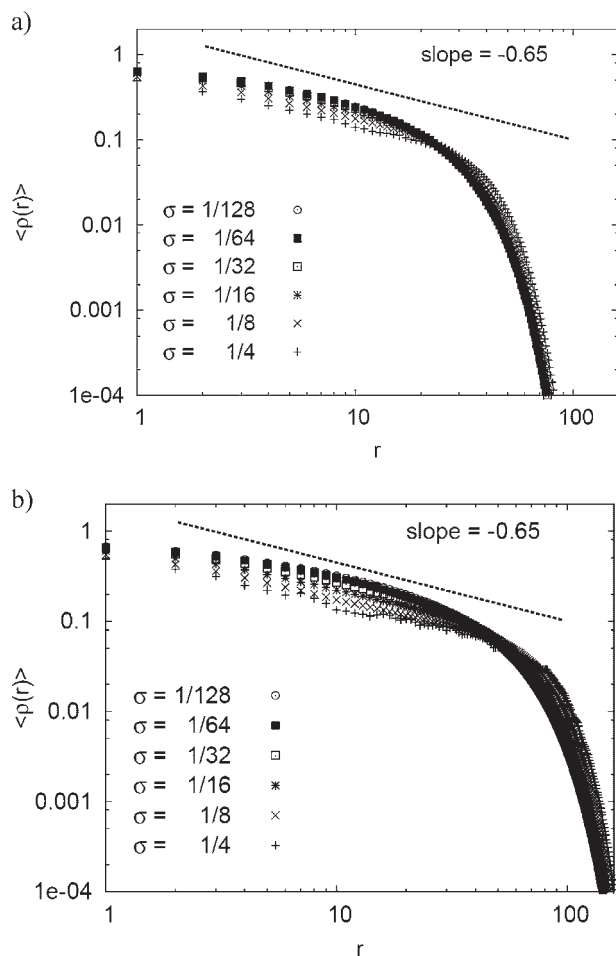


Figure 9. Radial distribution function $\rho(r)$ plotted versus r , for $N=500$ (a), and $N=1500$ (b), for various choices of σ , as indicated. Note that due to the discreteness of the lattice, the number $N(r)$ of monomers in the interval $[r, r+dr]$ is not normalized by the factor πr that applies in the continuum limit, but by the number N_r of lattice sites (x,y) satisfying the constraint $r^2 = x^2 + y^2$, i.e., $\sum_r N(r) = N$ and $\rho(r) = N(r)/N_r$. All data refer to $L_b = 128$ and $f = 1$.

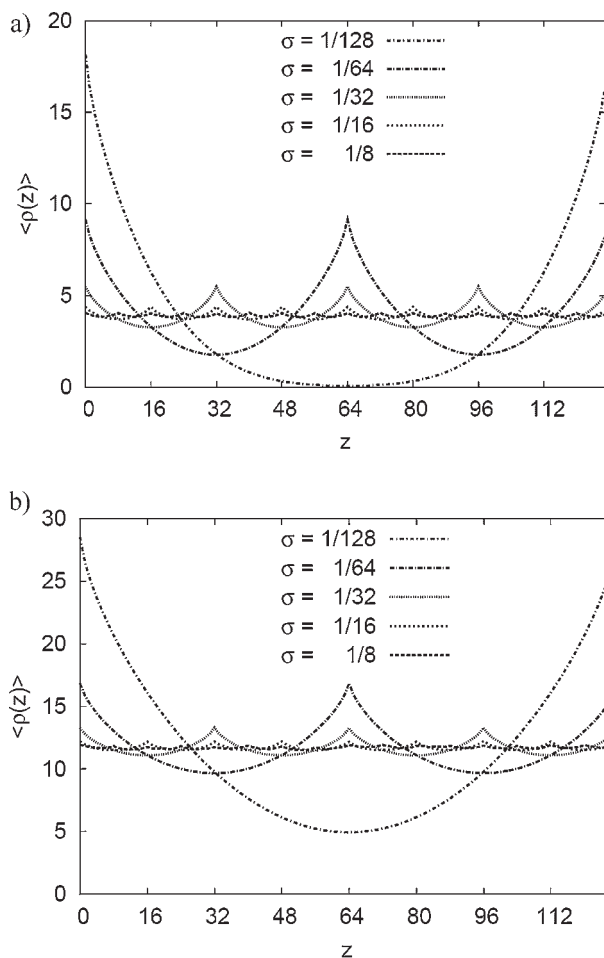


Figure 10. Density distribution function $\rho(z)$ plotted versus the coordinate z along the backbones, for $N=500$ (a), and $N=1500$ (b), and various choices of σ , as indicated. This distribution is normalized by choosing $\sum_z \rho(z) = 1$.

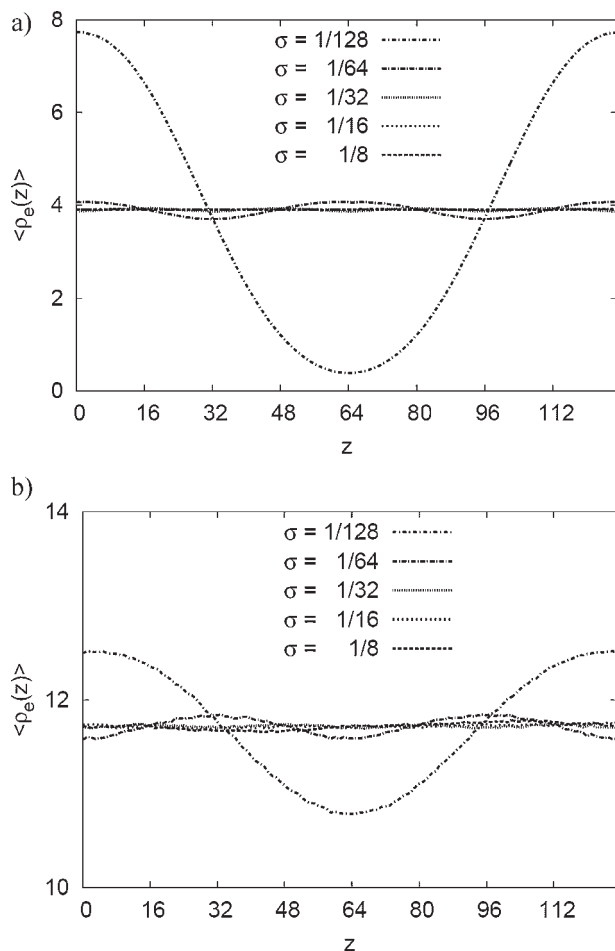


Figure 11. Density distributions of chain ends $\rho_e(z)$ plotted versus z , for the same choice of parameters as in Figure 10.

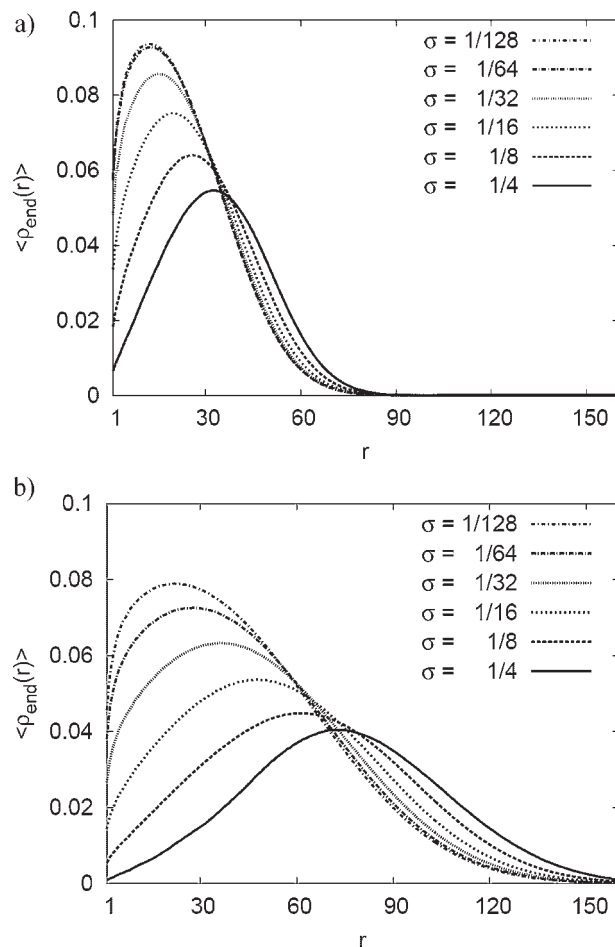


Figure 12. Radial density distribution of chain ends $\rho_e(r)$ plotted versus r , for the same choice of parameters as in Figure 9–11.

$z = \pm(\sigma^{-1} + 1)/2$]. Figure 6 gives log-log plots of the gyration radii components of such chains confined to such disk-like slits, which we denote as $R_{g\alpha, \text{slit}}$, $\alpha = x, y$, and z , in order to distinguish them from the actual gyration radii components of the side chains in a bottle brush polymer. One can clearly see that $\langle R_{gx, \text{slit}}^2 \rangle, \langle R_{gy, \text{slit}}^2 \rangle$ scale as $N^{2\nu_2} = N^{3/2}$ for large N , as it must be. These data are very similar to data for chains confined between repulsive walls without a grafting to a piece of a rigid backbone,^[99] of course. In the corresponding scaling plot (Figure 7) one can see that both $R_{gx, \text{slit}}^2$ and $R_{gy, \text{slit}}^2$ have the simple crossover scaling behavior^[45,100]

$$\begin{aligned} \langle R_{gx, \text{slit}}^2 \rangle &= N^{2\nu} \tilde{f}_x(\sigma N^\nu), \\ \langle R_{gy, \text{slit}}^2 \rangle &= N^{2\nu} \tilde{f}_y(\sigma N^\nu) \end{aligned} \quad (27)$$

with $\tilde{f}_x(\zeta) \propto \tilde{f}_y(\zeta) \propto \zeta^{2(\nu_2 - \nu)/\nu}$ with $\nu_2 = 3/4$, as expected, and seen in related previous work.^[99,101] Obviously,

although we use in Figure 6 and 7 the same range of N and σ as in Figure 3 and 5, the behavior is rather different. As expected from our scaling analysis presented above, the confinement that a chain experiences in a bottle brush due to the presence of the other chains is much weaker than the confinement of a chain in the equivalent disk-like sector between confining walls. This fact is demonstrated very directly in Figure 8, where the ratios $\langle R_{g\alpha}^2 \rangle / \langle R_{g\alpha, \text{slit}}^2 \rangle$ are plotted versus N for the corresponding values of σ . If the hypothesis of quasi-two-dimensional confinement were valid, we would expect these ratios to be constants. Obviously, this is not the case.

As a final point of this section, we discuss the distribution of monomers (Figure 9 and 10) and chain ends (Figure 11 and 12) in the simulated model for the bottle brush polymer. Unlike corresponding radial density distributions for the off-lattice bead-spring model of Murat and Grest,^[22] where for small distances close to the backbone a kind of “layering” was observed, we see a rather smooth behavior also for small distances (Figure 9).

For larger distances, the behavior is qualitatively very similar. Again we fail to provide a clear-cut evidence for the predicted power law decay, Equation (6). Note, however, that this power law is supposed to hold only in the strong stretching limit, where [Equation 8(b)] is observable (which we do not verify either), and in addition the stringent condition $1 \ll r \ll h$ needs to be obeyed, to have this power law. Although our simulations encompass much longer chains than every previous work on bottle brushes, we clearly fail to satisfy this double inequality.

Thus we reach the important conclusion, that the scaling predictions should be observable only for chains that are much longer (or grafting densities that are much higher) than are accessible in our study (and presumably a similar caveat also holds for experiments).

Turning to the distribution along the backbone (Figure 10), the periodicity due to the strictly periodic spacing of grafting sites is clearly visible. If desired, one could also study a random distribution of grafting sites along the backbone, of course, but we have restricted attention to the simplest case of a regular arrangement of grafting sites only. The distribution of chain ends $\rho(z)$ exhibits an analogous periodicity for small values of σ only, while $\rho_e(z)$ is approximately constant (Figure 11) for larger values of σ .

Most interesting is the radial distribution of chain ends (Figure 12). One can see an increasing depression of $\rho_e(r)$ for small r when σ increases. Again these data are similar to the off-lattice results of Murat and Grest.^[22] In no case do we see the “dead zone” predicted by the self-consistent field theory in the strong stretching limit,^[21,24] however.

Phase Separation in Two-Component Bottle Brushes: Theoretical Background

We still consider a bottle brush polymer with a strictly rigid straight backbone, where at regularly distributed grafting sites (grafting density σ) side chains of length N are attached, but now we assume that there are two chemically different monomeric species, A and B, composing these side chains with $N_A = N_B = N$. These systems have found recent attention, suggesting the possibility of intramolecular phase separation.^[56–58] In a binary system pairwise interaction energies ε_{AA} , ε_{AB} , and ε_{BB} are expected, and consequently phase separation between A and B could be driven by the Flory–Huggins parameter

$$\chi = z_c \varepsilon / k_B T, \quad \varepsilon = \varepsilon_{AB} - (\varepsilon_{AA} + \varepsilon_{BB})/2 \quad (28)$$

where z_c is the coordination number of the lattice, like in the Flory–Huggins lattice model of phase separation in a binary polymer blend.^[44,45,50–52] However, since the side chains are grafted to the backbone, only intramolecular

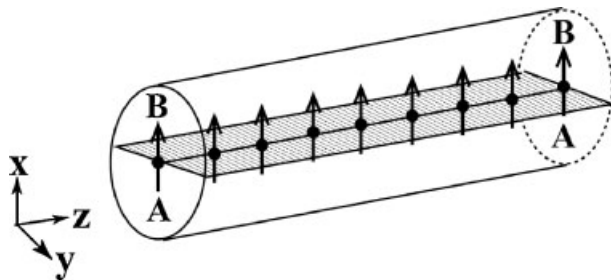


Figure 13. Schematic description of perfect phase separation of side chains in a cylindrical binary (A,B) bottle brush polymer into a Janus cylinder structure, where the A-chains occupy the lower hemisphere and the B-chains occupy the upper hemisphere. The interface between B-rich and A-rich phases is assumed to be oriented in the yz -plane. The figure indicates the characterization of this order in terms of a local order parameter, namely the vector $\vec{\psi}(z)$ oriented normal to the interface at every grafting site. The absolute value of this vector characterizes a suitable average of the local phase separation in a disk of the cylinder located at z (see text). For perfect order $\langle |\vec{\psi}(z)| \rangle = 1$ and $\vec{\psi}(z)$ is oriented along the same axis for the whole bottle brush polymer.

phase separation is possible here. Actually, the energy parameter ε suffices for dense polymer blends or dense block copolymer melts, where no solvent is present.^[44,45,50–52] For the problem of intramolecular phase separation in a bottle brush, the solvent cannot be disregarded and hence the enthalpy of mixing rather is written as^[52,56]

$$E_{\text{mix}}/k_B T = \int \frac{dV}{V} [\chi_{AS} \phi_A(\vec{r}) \phi_S(\vec{r}) + \chi_{BS} \phi_B(\vec{r}) \phi_S(\vec{r}) + \chi_{AB} \phi_A(\vec{r}) \phi_B(\vec{r})] \quad (29)$$

where v is the volume per monomer, $\phi_A(\vec{r})$, $\phi_B(\vec{r})$, and $\phi_S(\vec{r})$ are the local volume fractions of monomers of types A and B, and the solvent density, respectively, and three pairwise interaction parameters χ_{AS} , χ_{BS} , and χ_{AB} enter. The latter χ_{AB} corresponds to the χ -parameter written in Equation (28), while the former two control the solvent quality for polymers A and B, respectively. Of course, using the incompressibility condition

$$\phi_A(\vec{r}) + \phi_B(\vec{r}) + \phi_S(\vec{r}) = 1 \quad (30)$$

the solvent density can be eliminated from the problem (but one should keep in mind that in the free energy density there is an entropy of mixing term $\phi_S(\vec{r}) \ln \phi_S(\vec{r})$ present^[56]). In the framework of the lattice model studied here, $v \equiv 1$ and solvent molecules are only implicitly considered, identifying them with vacant sites. For simplicity, the following discussion considers only the most symmetric case, where $\chi_{AS} = \chi_{BS}$, and the numbers of A chains and B chains are equal.

Stepanyan et al.^[56] used Equation (29) and (30), as the starting point of a self-consistent field calculation, adding conformational free energy contributions accounting for the entropy associated with the stretching of Gaussian chains. It is found that when χ_{AB} exceeds a critical value χ_{AB}^* , intramolecular phase separation of Janus cylinder-type occurs (Figure 13). Then an interface is formed, containing the backbone of the bottle brush, such that there is an excess of A-monomers below the interface and an excess of B-monomers above the interface (or vice versa). Assuming that at the position z of the backbone the interface is oriented in x -direction, we can describe this Janus-type phase separation in terms of an one-dimensional order parameter density

$$\psi(z) = (n_B^+ - n_A^+ + n_B^- - n_A^-)/(n_A^+ + n_A^- + n_B^+ + n_B^-) \quad (31)$$

where n_A^\pm and n_B^\pm are the numbers of A(B) monomers in the interval $[z, z + dz]$ with $x > 0 (n_A^+, n_B^+)$ and $x < 0 (n_A^-, n_B^-)$, respectively. Since we shall see below that the orientation of the interface is an important degree of freedom, we may consider $\psi(z)$ as the absolute value of a vector order parameter $\vec{\psi}(z)$, and the direction of $\vec{\psi}(z)$ is defined such that $\psi(z)$ takes a maximum. However, Stepanyan et al.^[56] did not consider the possibility of an inhomogeneity along the z -axis, and they also did not derive how the order parameter depends on the parameters N, σ , and the various χ parameters of the problem [Equation (29)]. Stepanyan et al.^[56] also assume that the distribution of chain ends is a delta function at the radius (or “height” h) respectively) of the bottle brush, where h is given by $h/a = (\sigma a)^{1/4} N^{3/4}$ in the good solvent regime. They then find that phase separation occurs for

$$\chi_{AB}^* \propto 1/\sqrt{N} \quad (32)$$

but argue that this result holds only for a “marginal solvent” rather than a good solvent, due to the mean-field approximation used which neglects that inside a blob all binary contacts are avoided, estimating the number of contacts simply proportional to the product $\phi_A \phi_B$, cf. Equation (29), and neglecting the correlations due to excluded volume. The regime of marginal solvents is reached near the θ -point (which occurs for $1 - 2\chi_{AS} = 1 - 2\chi_{BS} = 0$), and requires that^[56]

$$0 < 1 - 2\chi_{AS} < N^{-1/3} \quad (33)$$

where again prefactors of order unity are omitted.

Stepanyan et al.^[56] extend Equation (32) by a simple scaling-type argument, stating that the transition from the mixed state to the separated state occurs when the energy

of the A–B contacts per side chain, ΔE , is of the order of $k_B T$. They estimate this energy as

$$\Delta E/k_B T \approx N p(\bar{\phi}) \chi_{AB} \quad (34)$$

where $p(\bar{\phi})$ is the probability of the A–B contact, which depends on the average volume fraction $\bar{\phi}$ of the monomers inside the brush. According to the mean field theory, $p(\bar{\phi}) \propto \bar{\phi}$, where $\bar{\phi} = N/h^2$, h being the radius of the cylindrical brush. Using $h \propto N^{3/4}$ [Equation (8b)] one finds $p(\bar{\phi}) \propto N^{-1/2}$ and using this result in Equation (34) implies $\Delta E/k_B T \propto N^{1/2} \chi_{AB}$, and from $\Delta E/k_B T = 1$ we recover Equation (32).

The merit of this simple argument is that it is readily extended to other cases: e.g., for a θ -solvent, we have^[18] $h \propto N^{2/3}$ and hence $p(\bar{\phi}) \propto N^{-1/3}$, yielding^[56]

$$\chi_{AB}^* \propto N^{-2/3}, \quad \theta - \text{solvent}. \quad (35)$$

For the poor solvent case, the bottle brush should collapse to a cylinder densely filled with monomers, and hence $h \propto N^{1/2}$, $\bar{\phi} = 1$, and thus

$$\chi_{AB}^* \propto N^{-1}, \quad \text{poor solvent}. \quad (36)$$

Note that Equation (36) is the same relation as for a dense bulk polymer blend or block copolymer melt, respectively.^[44,45,50–52]

The situation is more subtle in the good solvent case, however, since there the probability of contact is no longer given by the mean field result $p(\bar{\phi}) \propto \bar{\phi}$ but rather by^[45]

$$p(\bar{\phi}) \propto \bar{\phi}^{5/4} \propto N^{-5/8} \quad (37)$$

where the Flory approximation $\nu = 3/5$ was again used, with $\bar{\phi} \propto N^{-1/2}$ when $h \propto N^{3/4}$. Equation (34) and (37) now imply

$$\chi_{AB}^* \propto N^{-3/8}, \quad \text{good solvent} \quad (38)$$

However, these crude estimates do not suffice to prove that for $\chi_{AB} > \chi_{AB}^*$ true long-range order of this Janus cylinder type (Figure 13) is established. Hsu et al.^[58] suggested that there is also the need to consider variations of the direction of the order parameter $\vec{\psi}(z)$ along the z -direction (Figure 14). It was argued that for any finite side chain length N also the cylinder radius (or brush height) h is finite, and hence the system is one-dimensional. In one-dimensional systems with short-range interactions at non-zero temperatures no long-range order is possible.^[102,103] The situation depicted in Figure 14 is reminiscent of the one-dimensional XY-model of a chain of spins on a one-dimensional lattice where each spin at site i is

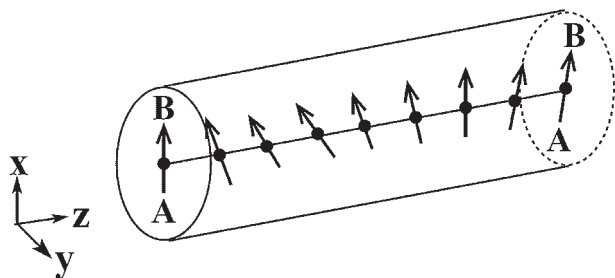


Figure 14. Same as Figure 13, but allowing for a long wavelength variation of the vector $\vec{\psi}(z)$ characterizing the local interface orientation in the Janus cylinder.

described by an angle φ_i in the xy -plane, with $0 \leq i \leq 2\pi$, and where neighboring spins are coupled. This coupling is described by the Hamiltonian

$$\mathcal{H} = -J \sum_i \cos(\varphi_{i+1} - \varphi_i) = -J \sum_i \vec{S}_{i+1} \cdot \vec{S}_i \quad (39)$$

when $\vec{S}_i = (\cos\varphi_i, \sin\varphi_i)$ is a unit vector in the xy -plane. While mean field theory predicts that ferromagnetic order occurs along the chain, for ferromagnetic exchange $J > 0$ and temperatures T less than the critical temperature T_c^{MF} which is of the order of J/k_B , the exact solution of this model, Equation (39), shows^[102,103] that $T_c = 0$, since ferromagnetic long-range order is unstable against long wavelength fluctuations. One can show that the spin-spin correlation function for large $z = a$ ($j - i$) decays to zero exponentially fast

$$\langle \vec{S}_i \cdot \vec{S}_j \rangle \propto \exp[-z/\xi], \quad z \rightarrow \infty \quad (40)$$

where a is the lattice spacing of this spin chain. The correlation length ξ gradually grows as the temperature is lowered

$$\xi = 2a(J/k_B T) \quad (41)$$

Equation (41) is at variance with mean field theory, which rather would predict^[102] (the index MF stands for “mean field” throughout)

$$\xi_{\text{MF}} \propto (T/T_c^{\text{MF}} - 1)^{-\nu_{\text{MF}}}, \quad \nu_{\text{MF}} = 1/2. \quad (42)$$

This critical divergence at a non-zero critical temperature T_c^{MF} is completely washed out by the fluctuations: rather than diverging at T_c^{MF} , the actual correlation length ξ [Equation (41)] at T_c^{MF} still is only of the order of the lattice spacing.

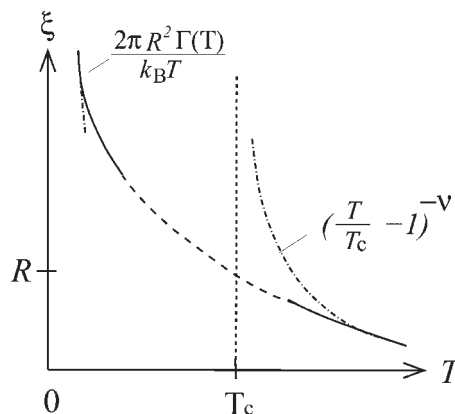


Figure 15. Schematic sketch of the temperature dependence of the correlation length ξ of the ferromagnetic XY-model in a cylinder of radius R .

This consideration can be generalized to spin systems on lattices which have a large but finite size in $(d-1)$ dimensions and are infinite in one space dimensions only.^[104,105] For example, when we consider an infinitely long cylinder of cross section πR^2 we expect that Equation (41), (42) are replaced by the finite size scaling relation^[106,107]

$$\xi = \xi_\infty \tilde{\xi}(R/\xi_\infty), \quad \tilde{\xi}(\zeta \gg 1) = 1, \quad \tilde{\xi}(\zeta \ll 1) \propto \zeta \quad (43)$$




Figure 16. Snapshot pictures of bottle brush configurations for $L_b = 64$, $q = 1$, $N = 18$, $\sigma = 1$, and three choices of q_{AB} , $q_{AB} = 1.0$ (a), $q_{AB} = 0.4$ (b), and $q_{AB} = 0.1$ (c). Monomers A, monomers B, and a straight rigid backbone are shown in black, light gray, and white colors, respectively.

where ξ_∞ is the correlation length of the XY model on a lattice which is infinitely large in all $d=3$ directions of space.

$$\xi_\infty \propto (T/T_c - 1)^{-\nu} \quad (44)$$

where again $k_B T_c \propto J$ (but with a smaller constant of proportionality than that in the relation $k_B T_c^{MF} \propto J$), and ν is the correlation length exponent of the XY model ($\nu \approx 0.67$).^[108] Equation (43) describes a smooth crossover of the ferromagnetic correlation length describing spin correlations along the axis of the cylinder from bulk, Equation (44), to a quasi-one-dimensional variation. For $T \ll T_c$ the correlation length resembles Equation (41), since^[104,105]

$$\xi = 2\pi\Gamma(T)R^2/k_B T \approx 2\pi(R^2/a)(J/k_B T), \quad T \rightarrow 0 \quad (45)$$

the “helicity modulus” (also called “spin wave stiffness”) $\Gamma(T)$ is of order J for $T \rightarrow 0$ and shows a critical vanishing as $T \rightarrow T_c$ from below, in the thermodynamic limit $R \rightarrow \infty$.

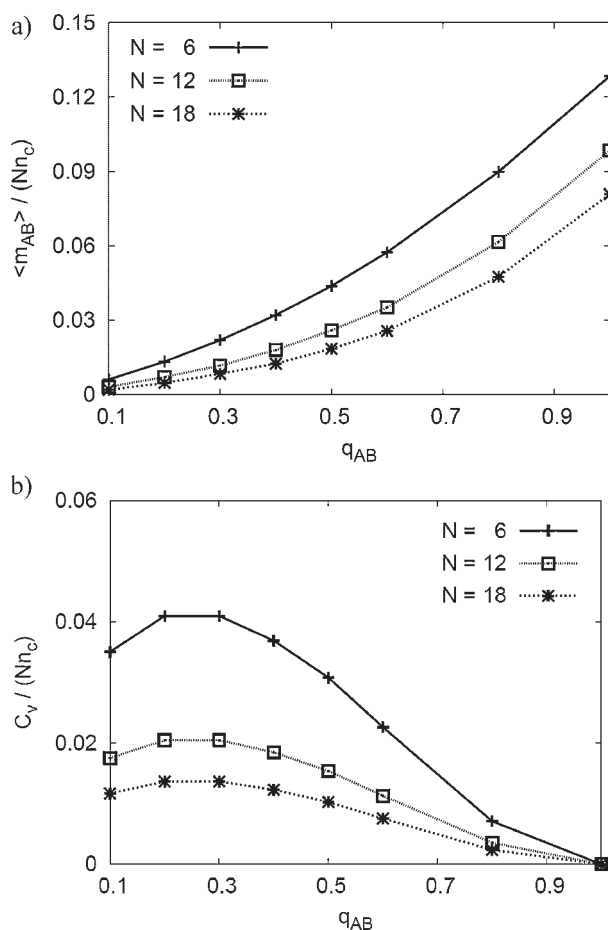


Figure 17. (a) Average number of AB pairs per monomer $\langle m_{AB} \rangle / (N n_c)$ plotted versus q_{AB} for side chain lengths $N=6, 12$, and 18. All data refer to $\sigma=1$, $L_b=64$. (b) Specific heat per monomer, $c_v / (N n_c)$ plotted versus q_{AB} for $N=6, 12$, and 18.

However, for finite R there is a finite size rounding of this singularity of $\Gamma(T \rightarrow T_c)$, such that $\Gamma(T=T_c)$ is of order $1/R$, and hence a smooth crossover to Equation (43) occurs near T_c . Figure 15 gives a qualitative account of this behavior. For more details of this finite size crossover we refer to the literature.^[104,105] But we suggest a qualitatively similar behavior for the domain size ξ of segregated A-rich and B-rich domains in binary bottle brush polymers. So, when we study the correlation function of the order parameter considered in Equation (31)

$$G_\psi(z) = \langle \vec{\psi}(z') \cdot \vec{\psi}(z' + z) \rangle \propto \exp(-z/\xi_\psi) \quad (46)$$

we expect that the correlation length ξ_ψ describing the local phase separation in the direction along the backbone of the bottle brush polymer remains of order unity as long as χ_{AB}^{-1} exceeds χ_{AB}^{*-1} distinctly. For χ_{AB} near χ_{AB}^* we expect that ξ_ψ becomes of order h , the radius of the bottle brush. For $\chi_{AB} \gg \chi_{AB}^*$, we expect $\xi_\psi \propto h^2 \chi_{AB}$, by analogy with

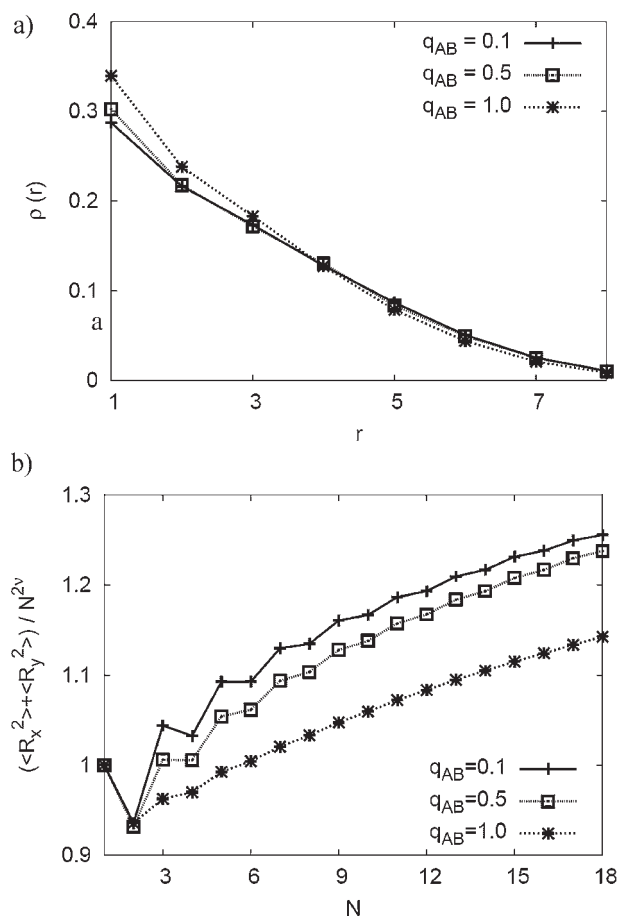


Figure 18. (a) Radial density distribution $\rho(r)$ plotted versus r for $L_b=64$, $N=18$, $q=1$, $\sigma=1$, $f=1$, and various q_{AB} . (b) Normalized transverse mean square end-to-end distance $(\langle R_x^2 \rangle + \langle R_y^2 \rangle) / N^{2\nu}$ plotted versus N , for $L_b=64$, $q=1$, $\sigma=1$, $f=1$, and three choices of q_{AB} as shown.

Equation (45). Unfortunately, the test of those predictions even in the poor solvent case where χ_{AB}^{*-1} is largest, is rather difficult, since the prefactor in the relation $\chi_{AB}^* \propto 1/N$ is unknown.

Monte Carlo Results for Binary Bottle Brush Polymers

We use the same lattice model as considered before in our Monte Carlo study of the chain conformations of one-component bottle brush polymers, but now in the construction of the weights $W_n(\alpha)$ we have to take into account that the partition function now is

$$Z = \sum_{\alpha} q^{m_{AA}+m_{BB}} q_{AB}^{m_{AB}} \quad (47)$$

with (remember that we restrict attention to the choice $\varepsilon_{AA} = \varepsilon_{BB}$)

$$q = \exp(-\varepsilon_{AA}/k_B T), \quad q_{AB} = \exp(-\varepsilon_{AB}/k_B T) \quad (48)$$

In Equation (47) the numbers of non-bonded occupied nearest-neighbor monomer pairs AA, BB, and AB are denoted as m_{AA} , m_{BB} , and m_{AB} , respectively. Note that the sum in Equation (47) extends over all possible configurations $\{\alpha\}$ of the bottle brush polymer. The choice $q = q_{AB} = 1$ corresponds to the previously studied one-component bottle brush under good solvent conditions, while the choice $q = q_{AB} > 1$ corresponds to variable solvent quality for the one-component brush (note that $q = q_{AB}$ means $\chi = 0$, Equation (28), and also χ_{AB} which is proportional to χ then vanishes: this means there is no chemical incompatibility between A and B any longer, no physical difference between A and B exists any more). From previous work on single chains^[46] we know that the θ -point occurs for $q_{\theta} = 1.3087$. Therefore, we varied q in the range $1 \leq q \leq 1.5$; $q = 1.5$ hence falls in the regime of poor solvent quality already. Of course, in order to have rather compact configurations of cylindrical bottle brushes a choice of much larger q would be desirable. However, the efficiency of the PERM algorithm quickly deteriorates with increasing q : for $q = 1.5$ we encounter already for rather small values of the side chain length N such as $N = 18$ and a backbone length of $L_b = 64$ huge statistical fluctuations. The total size of the bottle brush polymer under poor solvent conditions reached here, $N_{\text{tot}} = N\sigma L_b + L_b = 1216$, is almost two orders of magnitude smaller than the maximal size studied under good solvent conditions! However, all known simulation algorithms for polymers suffer from difficulties of equilibration in the limit of very dense configurations.^[90–92]

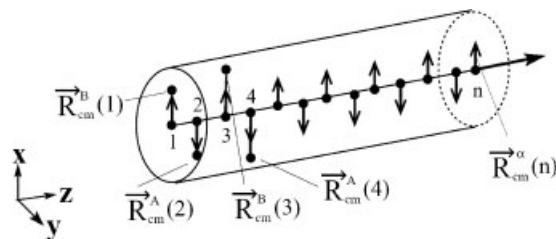


Figure 19. Vectors $\vec{R}_{\text{cm}}^{\alpha}(n)$ from the grafting site n to the xy -component of the center of mass of the respective chain, and corresponding unit vectors (denoted by arrows). For a perfectly phase separated structure with the interface between A and B being the yz plane, for $\alpha=A$ all unit vectors point along the negative x -axis and for $\alpha=B$ all unit vectors point along the positive x -axis.

Since we are mostly interested in the high grafting limit ($\sigma = 1$, so the number of side chains $n_c = \sigma L_b = L_b$) in the PERM algorithm where all side chains grow simultaneously we use a bias factor such that side chains are

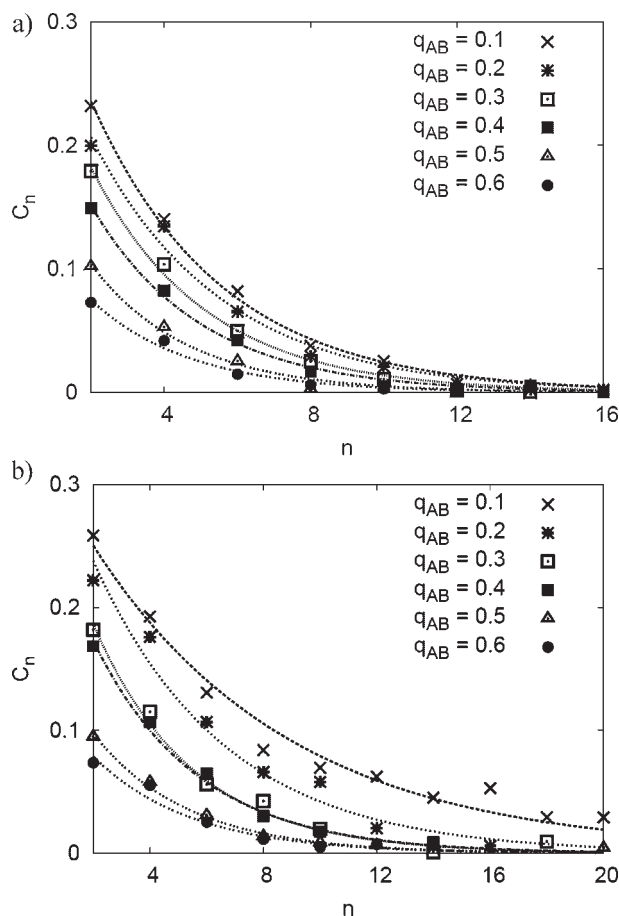


Figure 20. Correlation function C_n measuring local Janus cylinder-type phase separation plotted versus n , for 12 (a), and 18 (b). Various choices of q_{AB} are included, as indicated in the figure. Curves show fits to Equation (50). All data refer to good solvent conditions ($q = 1$), and $L_b = 64$, $\sigma = 1$, $f = 1$.

grown with higher probability in the directions perpendicular to the backbone. This additional bias (which is not present in the standard Rosenbluth^[89] and PERM^[46] methods) must be taken into account by suitable weight factors. About 10^6 independent configurations were typically generated.

Figure 16–18 now show typical results for the good solvent case ($q=1$) but varying the parameter q_{AB} controlling the chemical incompatibility. The visual inspection of the configurations (Figure 16) reveals little influence of q_{AB} , however, and this observation is corroborated by the more quantitative analysis: the average number of A–B pairs per monomer is extremely small [Figure 17(a)] even for $q_{AB}=1$, and hence not much enthalpy could be won if A-chains and B-chains avoid each other: due to the excluded volume interaction, very few nearest neighbor contacts between any non-bonded monomers occur in our bottle brush model. For $N=18$

and $q_{AB}=1$ the total number of AB contacts per chain is only about 1.4, and increases with increasing N only very slowly. So for the range of side chain lengths accessible in our work, no phase separation should be expected. In the specific heat one does see a weak peak near $0.2 \leq q_{AB} \leq 0.4$, but the height of this peak decreases very strongly with increasing N . Furthermore, neither does the peak position shift with increasing N (as one would expect from Equation (38), if this peak would be a rounded precursor of the phase transition that should occur at χ_{AB}^* in the limit $N \rightarrow \infty$) nor does the peak width decrease with increasing N . Thus, it is clear that this peak is not an indicator of a Janus cylinder-type phase separation in the bottle brush: rather we interpret it as a Schottky-type anomaly, expected from the fact that in our model of alternately grafted A- and B-chains at a straight line backbone with coordinates $(0, 0, z)$ in the immediate environment of the backbone [e.g., at lattice sites $(x, y,$

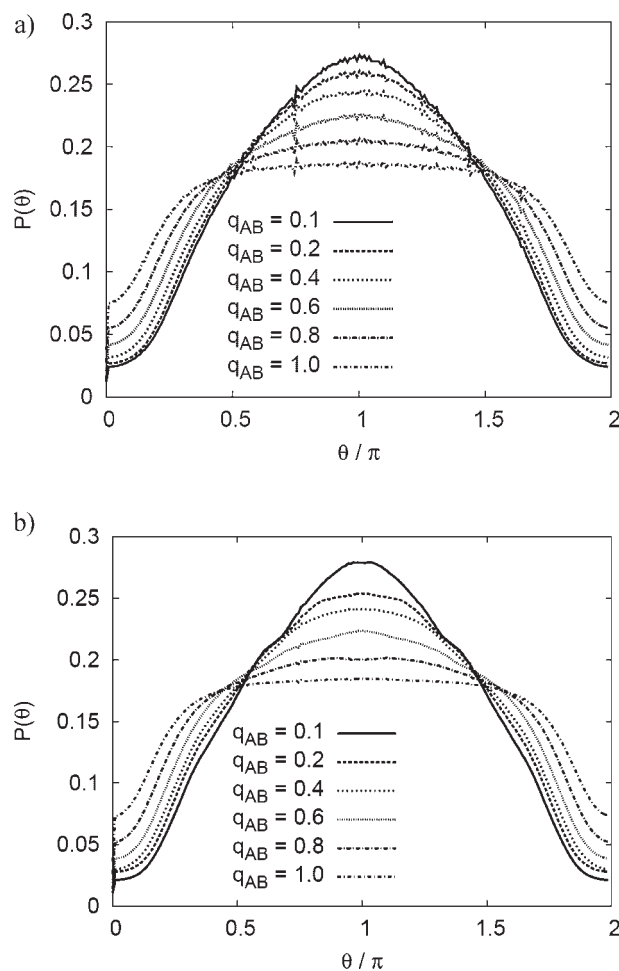


Figure 21. Distribution $P(\theta)$ of the angle θ between the vectors towards the centers of mass of subsequent (unlike) side chains plotted versus θ/π , for $N=12$ (a) and $N=18$ (b). Various choices of q_{AB} are included, as indicated.

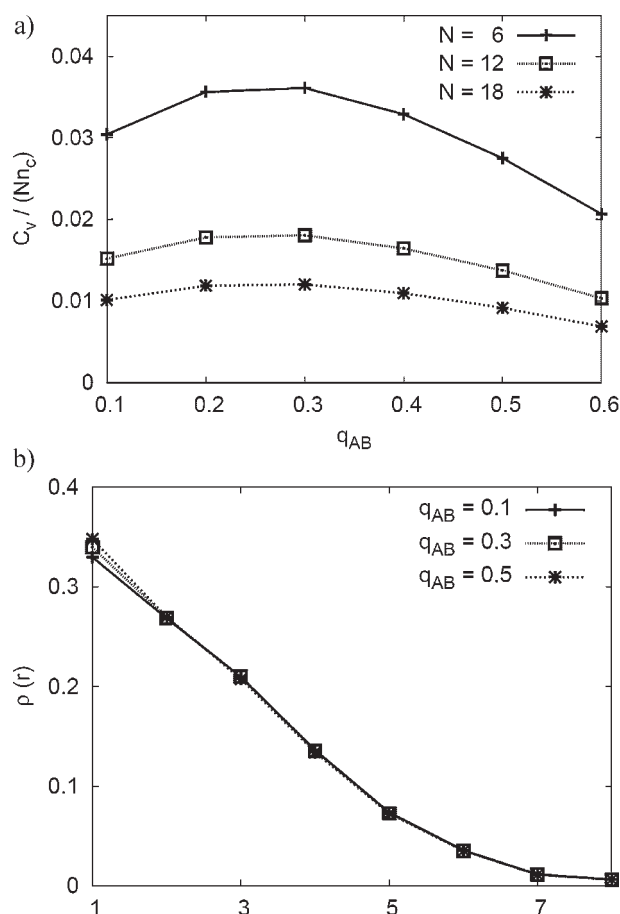


Figure 22. (a) Specific heat per monomer, $C_N/(Nn_c)$, plotted versus q_{AB} for $N=6, 12$, and 18 for $\sigma=1$, $L_b=64$, and $q=1.3087$ (a Theta solvent). (b) Radial density distribution $\rho(r)$ plotted versus r for $L_b=64$, $N=18$, $q=1.3087$, $\sigma=1$, $f=1$, and three choices of q_{AB} .

$z) = (\pm 1, 0, z)$ or $(0, \pm 1, z)$] there is a non-zero a-priori probability of 1/4 that between the first monomer of the chain grafted at z and the first monomer of the chain grafted at $z+1$ a nearest-neighbor contact occurs. The finite energy from this local contacts near the backbone gives rise to the peak in the specific heat.

Also the radial density profile [Figure 18(a)] shows little effects of varying q_{AB} , and there is also no effect in the gyration radius component $\langle R_{g\perp}^2 \rangle = \langle R_{gx}^2 \rangle + \langle R_{gy}^2 \rangle$ of the side chains, although a weak increase occurs in the corresponding component of the end-to-end distance [Figure 18(b)]. In the latter figure, one can see for small N an even–odd oscillation, but this lattice effect clearly has died out for $N > 10$.

In order to test for correlations measuring local phase separation along the backbone, Equation (46) is somewhat cumbersome to implement numerically, since for each z

one has to find the direction of $\vec{\psi}(z)$ from the condition that $|\vec{\psi}(z)|$ is maximal [cf. Equation (31)]. A simpler and similar correlation function has been defined from the vectors pointing from the grafting site i to the center of mass of the respective side chains. Projecting this vector into the xy -plane and defining an unit vector \vec{s}_i^α ($\alpha = A$ or B) along this projection (Figure 19) we define a correlation function C_n as follows

$$C_n \equiv \left[\langle \vec{s}_i^A \cdot \vec{s}_{i+n}^A \rangle + \langle \vec{s}_{i+1}^B \cdot \vec{s}_{i+1+n}^B \rangle \right] / 2 \quad (49)$$

Here we have explicitly incorporated the alternating grafting ABAB... of side chains along the backbone. The average $\langle \dots \rangle$ in Equation (49) includes an averaging over all sites $\{i\}$ on which A chains are grafted, in order to improve the statistics. If perfect long-range order occurs, as

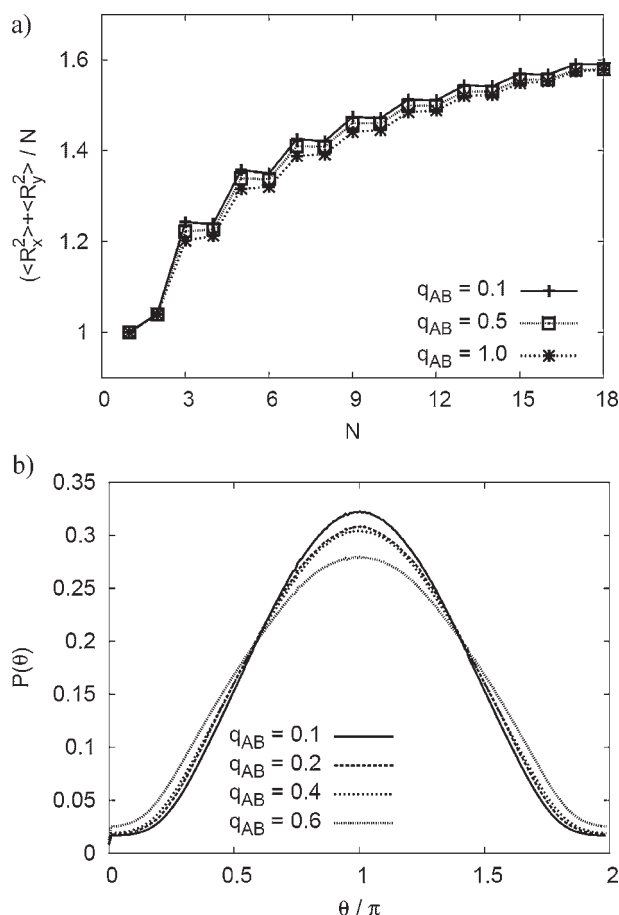


Figure 23. (a) Normalized transverse mean square end-to-end distance $(\langle R_x^2 \rangle + \langle R_y^2 \rangle)/N$ plotted versus N , for $L_b = 64$, $\sigma = 1$, $f = 1$, and $q = 1.3087$ (Theta solvent). Three choices of q_{AB} are included. (b) Distribution $P(\theta)$ of the angle between the vectors towards the centers of mass of subsequent (unlike) side chains plotted versus θ/π , for $N = 18$, other parameters as in (a).

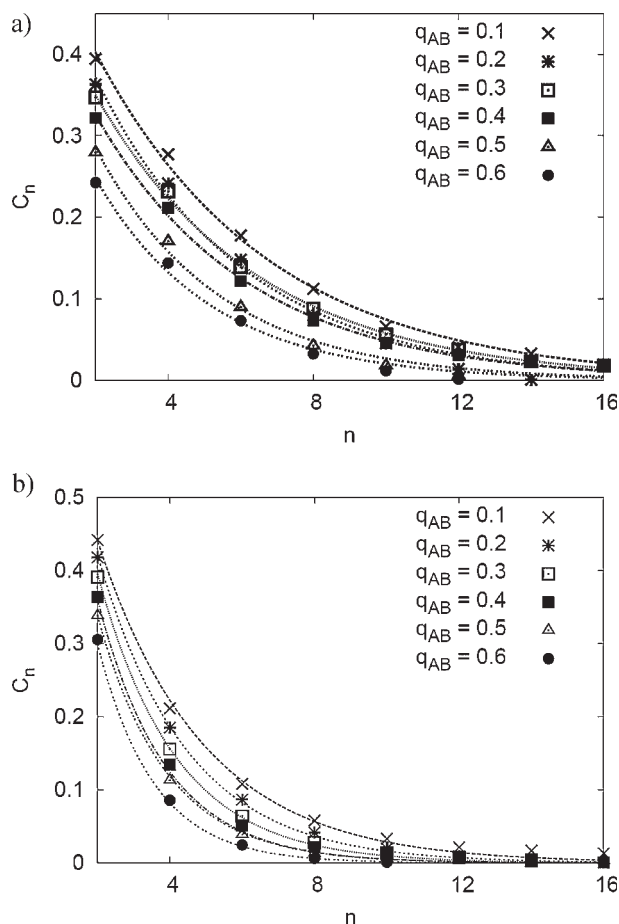


Figure 24. Correlation function C_n [Equation (49)] plotted versus n , for $L_b = 64$, $q = 1.3087$, $\sigma = 1$, $f = 1$, $N = 12$, and various choices of q_{AB} , as indicated. Case (a) refers to a choice of unit vectors from the z -axis to the center of mass of the chain that is grafted at $z = i$, while case (b) refers to a choice of unit vectors from the z -axis to the center of mass of all monomers of type α in the xy -plane at $z = i$. Curves are fits to Equation (50).




Figure 25. Snapshot pictures of bottle brush conformations for $L_b = 64$, $q = 1.5$, $N = 18$, $\sigma = 1$, and three choices of q_{AB} , namely $q_{AB} = 1.5$ (a), $q_{AB} = 0.6$ (b), and $q_{AB} = 0.1$ (c). Monomers A, monomers B, and a straight rigid backbone are shown in black, light gray, and white colors, respectively.

implied in Figure 19, we clearly have $C_n = 1$ independent of n , while for the case of short-range order, we expect $C_n \propto \exp(-n/\xi)$. Actually, considering the fact that we use a periodic boundary condition, we have analyzed our numerical data in terms of the ansatz

$$C_n \propto \{\exp(-n/\xi) + \exp[-(L_b - n)/\xi]\} \quad (50)$$

Figure 20 shows our data for C_n for the three choices of N : indeed we recognize that C_n decays to zero with increasing n , but the increase does get slower with increasing side chain length N . The scale of this correlation effect clearly increases with decreasing q_{AB} . While for $N = 6$ the correlation length ξ hardly depends on q_{AB} , for large N a slight increase in ξ with decreasing q_{AB} is suggested.

In an earlier simulation study of phase separation in binary bottle brushes,^[57] it was suggested to quantify the degree of separation by considering the distribution of the polar angle φ_i from the axis to monomer ℓ . Defining a variable σ_ℓ^A , which is $\sigma_\ell^A = 1$ if monomer ℓ is of type A and zero otherwise, and similarly σ_ℓ^B , de Jong and ten Brinke^[57]

introduced a function

$$P(\phi) = \sum_{\ell} \sum_{\ell'} (\sigma_\ell^A \sigma_{\ell'}^B + \sigma_\ell^B \sigma_{\ell'}^A) \delta(|\varphi_i - \varphi_j| - \phi) \quad (51)$$

and studied $P(\phi)$ varying χ_{AB} . However, it turns out that $P(\phi)$ always has a rather complicated shape, and its dependence on χ_{AB} is rather weak. Thus we investigated a related but somewhat different function, namely the histogram $P(\theta)$ of the angle θ between the vectors from the axis to the centers of mass of subsequent unlike side chains (Figure 21). We see in this distribution $P(\theta)$ also only a rather small dependence on χ_{AB} , however: while for $q_{AB} = 1$ this distribution is essentially structureless for $\pi/2 \leq \theta \leq 3\pi/2$, for small $q_{AB} = 1$ a rather pronounced peak at $\theta \approx \pi$ develops, indicating a preference of antiparallel orientation of subsequent side chains. However, we feel that such indicators as $P(\phi)$ or $P(\theta)$ are sensitive only to the presence of short-range order rather than long-range order, and hence we shall focus on the correlation function C_n in the following.

Next we focus on binary bottle brushes in a Theta solvent ($q = 1.3087$). Figure 22–24 show that the results are

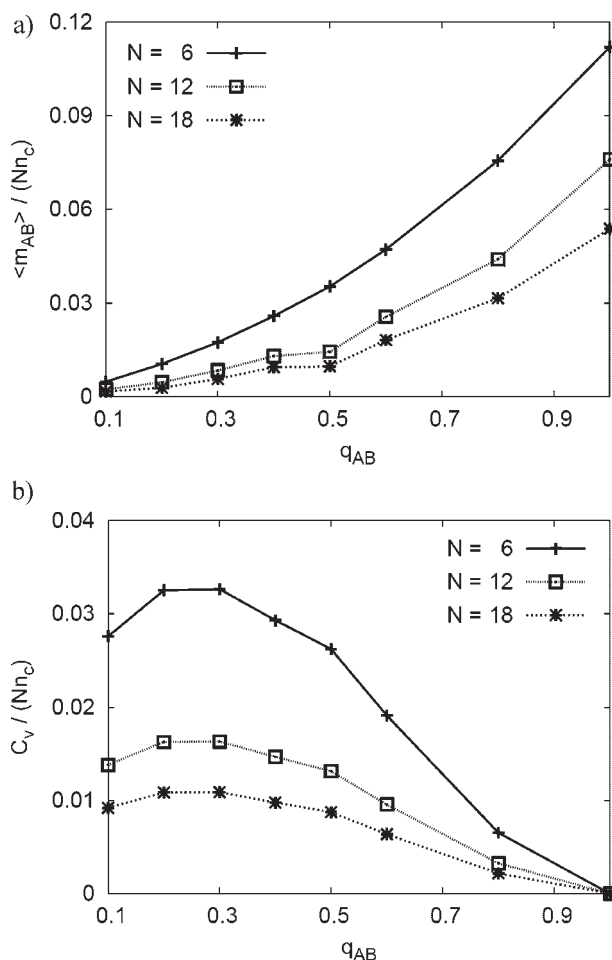


Figure 26. (a) Average number of AB pairs per monomers, $\langle m_{AB} \rangle / (N n_c)$, plotted versus q_{AB} for side chain lengths $N = 6, 12$, and 18. All data refer to $\sigma = 1.5$, $L_b = 64$. (b) Specific heat per monomer, $C_v / (N n_c)$, plotted versus q_{AB} for $N = 6, 12$, and 18.

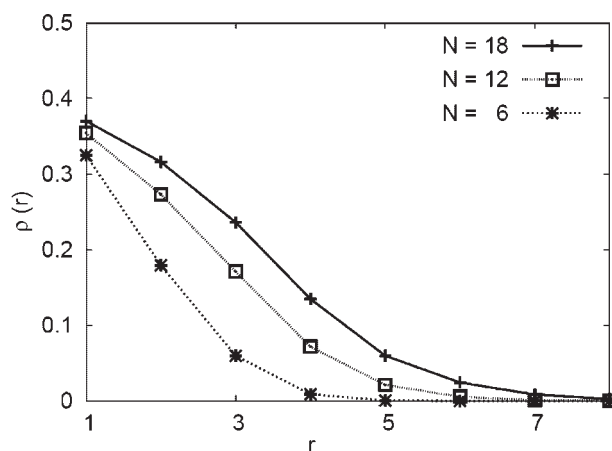


Figure 27. Radial density profile $\rho(r)$ plotted versus r for $L_b = 64$, $q_{AB} = 0.1$, $q = 1.5$, $\sigma = 1$, $f = 1$, and three choices of $N = 6, 12$, and 18.

not very different from the good solvent case: the average number of AB pairs per monomer (not shown) and the specific heat [Figure 22(a)] are hardly distinguishable from the good solvent case. Also the radial density profile [Figure 22(b)] exhibits only minor differences, slightly larger densities occur inside the brush than in the good solvent cases, and the transverse component of the end-to-end distance does not exhibit much additional stretching, when q_{AB} decreases [Figure 23(a)]. The distribution $P(\theta)$ is somewhat less flat near $\theta \approx \pi$ [Figure 23(b)] than in the good solvent case (Figure 21).

Also the correlation function C_n shows again an exponential decay with n [Figure 24(a)], the correlation length ξ being rather similar to the good solvent case (Figure 20). Since one might argue that our definition of a correlation function as given in Equation (49) is not the optimal choice, and there might occur larger correlation lengths for a more clever choice of a correlation function, we tried a different choice which is also easy to compute. Namely in the xy -plane at the index i of the z -coordinate we determine the center of mass of the monomers of type $\alpha = A$ or B in that plane (the choice of α is dictated by the

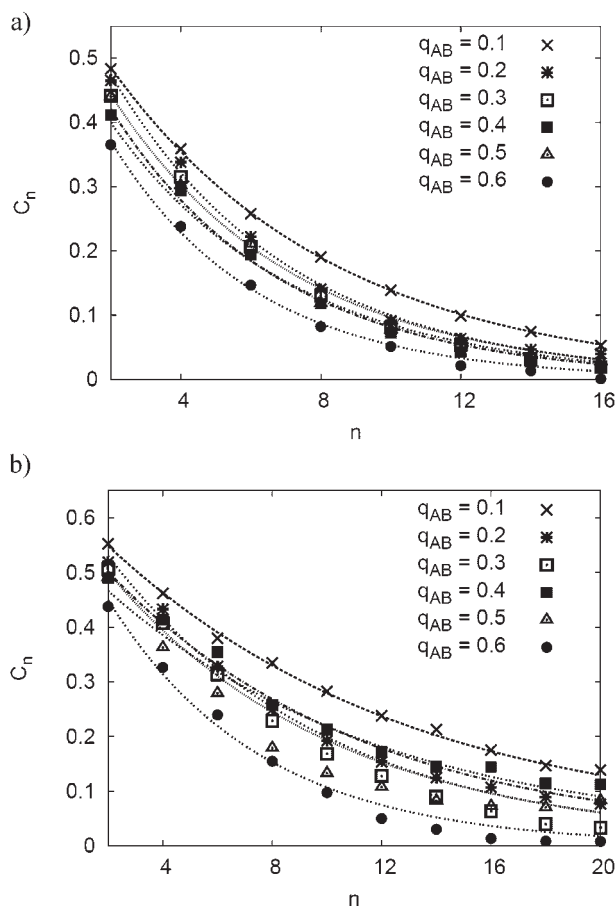


Figure 28. Same as Figure 20, but for poor solvent conditions ($q = 1.5$); for $n = 12$ (a), and $n = 18$ (b).

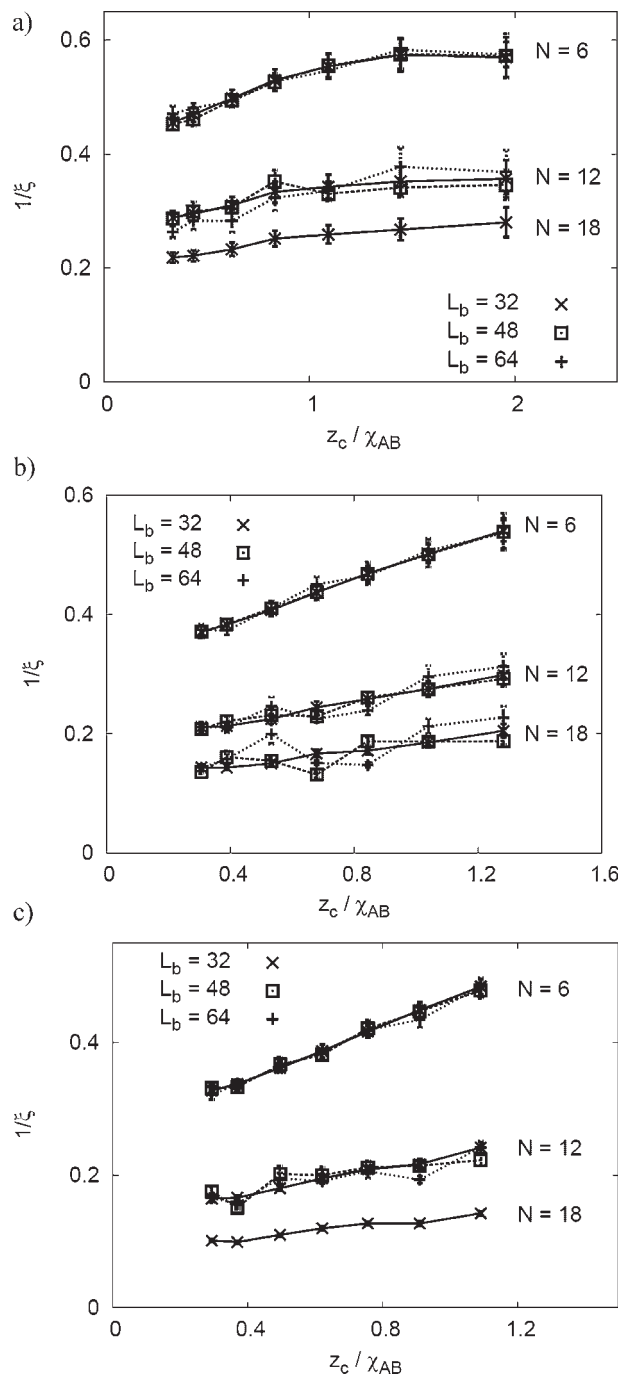


Figure 29. Plot of the inverse correlation length $1/\xi$ versus the inverse Flory-Huggins parameters, z_c/χ , for good solvent conditions ($q = 1$), case (a), Theta solvent conditions ($q = 1.3087$), case (b), and poor solvent conditions ($q = 1.5$), case (c). Data for three chain lengths $N = 6, 12$, and 18 are included throughout. In several cases two or three choices of backbone lengths $L_b = 32, 48$, and 64 are included as well. All data refer to the choice of one grafted polymer per grafting site ($\sigma = 1$).

type of chain grafted at $z = i$). Then we introduce an unit vector \vec{S}_i from the z -axis in the direction towards this center of mass. In terms of these unit vectors, which then no longer distinguish from which chain the monomers α in the i 'th xy -plane are coming, we can again apply the definition, Equation (49) to derive a correlation function. This correlation function is shown in Figure 24(b). One sees that the qualitative behavior of both types of correlation functions is the same, but the decay of this second type of correlation function even is slightly faster than that of the correlation function used previously. Since normally, when one studies problems involving a phase transition, the correlation length of the order parameter is the largest correlation length that one can find in the system, the previous definition (focusing on the location of the center of mass of the individual side chains) seems preferable to us. It is possible of course that such differences between different ways of measuring correlations along the backbone remain so pronounced for small N only, where the correlation lengths are only of the order of a few lattice spacings, and hence are less universal and depend on the details of the studied quantity.

We now turn to the poor solvent case (Figure 25–28). Already the snapshot picture of the bottle brush polymer conformations (Figure 25) reveals that now the side chains adopt much more compact configurations, due to the collapse transition that very long single chains would experience in a poor solvent.^[45] If now q_{AB} becomes small, one recognizes a more pronounced phase separation along the backbone of the polymer, although there still is no long-range order present.

Still, neither the variation of the average number of AB pairs per monomer $\langle m_{AB} \rangle / (Nn_c)$ with q_{AB} [Figure 26(a)] nor

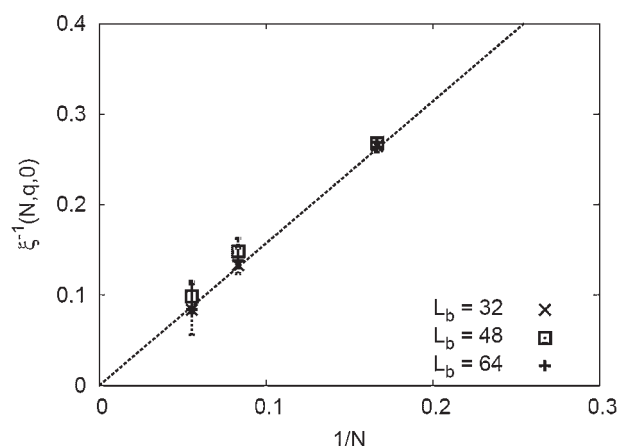


Figure 30. Inverse correlation length plotted versus $1/N$, in the limit $q_{AB} \rightarrow 0$, for poor solvent conditions ($q = 1.5$), and three choices of the backbone length L_b , to exclude that the data are strongly affected by finite size artifacts. The straight line indicates that the data are compatible with a simple linear relation, $\xi^{-1}(N, 0) \propto 1/N$.

the specific heat [Figure 26(b)] give a hint for the occurrence of a phase transition: in fact, these data still look like in the good solvent case, Figure 17! Also the distribution $P(\theta)$ and the variation of $(\langle R_x^2 \rangle + \langle R_y^2 \rangle)/N^{2/3}$ with N and q_{AB} are qualitatively similar to the results found for good solvents and Theta solvents, and therefore are not shown here. More interesting is the monomer density profile (Figure 27). While for $N=6$ it still has the same character as in the previous cases, for $N=12$ and $N=18$ we recognize an inflection point. In fact, for a collapsed polymer bottle brush we expect a profile exhibiting a flat interior region at melt densities ($\rho(r)$ near to $\rho=1$), then an interfacial region where $\rho(r)$ rapidly decreases towards zero; in the ideal case reached for $q \rightarrow \infty$, the profile should even be a Heaviside step function, in the continuum limit, $\rho(r) = \theta(h-r)$. Obviously, for $q = 1.5$ we are still far from this behavior even for

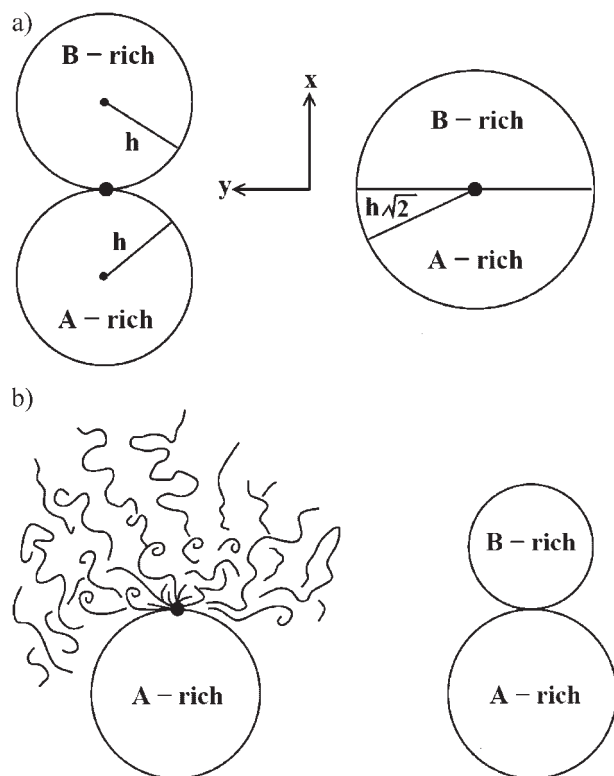


Figure 31. Possible ground structures of binary bottle brush polymers, showing the cross-section perpendicular to the backbone (dot) in the continuum limit, for the symmetric case $\varepsilon_{AA} = \varepsilon_{BB}$. Left part shows a double cylinder, each cylinder has a radius h . Right part shows a Janus cylinder (with the same volume this requires a radius $h' = \sqrt{2}h$). The surface energy cost of the double cylinder is $4h\pi L_b|\varepsilon_{AA}|$, while the surface energy cost of the Janus cylinder is $2\sqrt{2}hL_b(\pi|\varepsilon_{AA}| + |\varepsilon_{AB}|)$. (b) Possible generalizations of the double cylinder structure to the asymmetric case $\varepsilon_{AA} \neq \varepsilon_{BB}$. The left part assumes $\varepsilon_{BB} = 0$, so the B chains are in good solvent, only the A-chains collapse. The right part assumes $|\varepsilon_{BB}| > |\varepsilon_{AA}|$, so that the collapsed B-rich cylinder is denser than the A-rich cylinder.

$N=18$, but we can identify an interface location at about $r_{\text{int}} \approx 3.5$, and in the interior of the cylindrical bottle brush (for $r < r_{\text{int}}$) the monomer density corresponds at least to a concentrated polymer solution.

Figure 28 then shows again plots of C_n versus n , and the resulting fits to Equation (50). The behavior is qualitatively similar to the previous cases of good and Theta solvents again, but now the decay of C_n with n is clearly much slower, indicating a distinctly larger correlation length. This result corroborates the qualitative observation made already on the basis of the snapshot pictures, Figure 25, and quantifies it.

Our findings on the local character of phase separation in binary bottle brush polymers are now summarized in Figure 29, where plots of the inverse correlation length $1/\xi$ versus the inverse Flory–Huggins parameter $z_c/\chi = k_B T / (\varepsilon_{AB} - \varepsilon_{AA}) = 1/\ln[q/q_{AB}]$ are shown (cf. Equation (28) and remember our choice $\varepsilon_{AA} = \varepsilon_{BB}$). This choice of variables is motivated by the analogy with the XY-model in cylindrical geometry, Equation (45); on the basis of this analogy, we would expect that $\xi^{-1} \propto T$, i.e., we expect straight lines that extrapolate through zero as $T \rightarrow 0$.

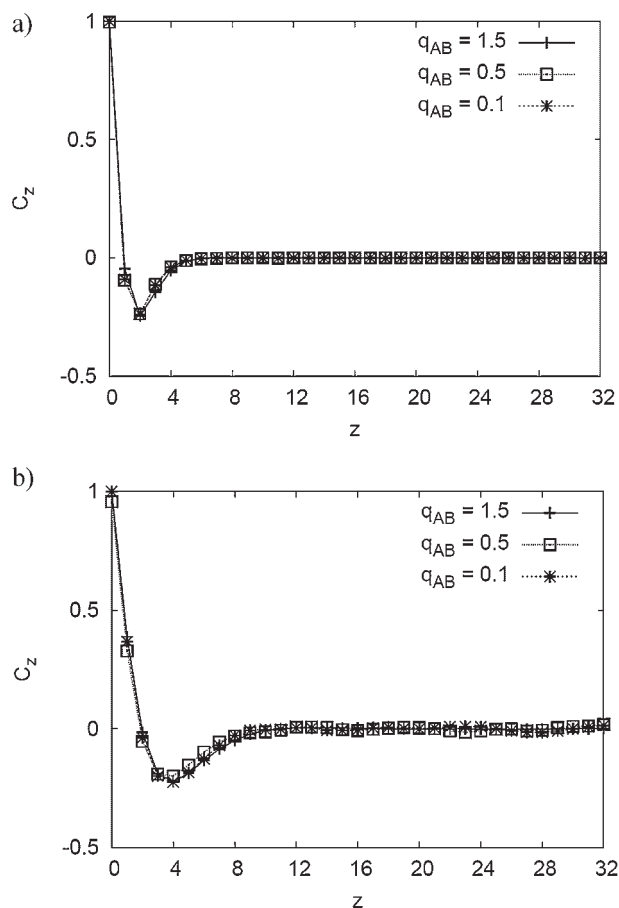


Figure 32. Correlation function C_z [Equation (57)] plotted versus z , for $L_b = 64$, $q = 1.5$, $\sigma = 1$, $f = 1$, $N = 6$ (a) and $N = 18$ (b), and various choices of q_{AB} , as indicated.

Figure 29 demonstrates that this analogy^[58] clearly is not perfect. Rather the data are compatible with an extrapolation

$$\xi^{-1}(N, T) = \xi^{-1}(N, q, 0) + C_N(q)T \quad , \quad T \rightarrow 0 \quad (52)$$

where $C_N(q)$ is a coefficient that decreases with increasing N and depends on solvent quality and with a non-zero intercept $\xi^{-1}(N, q, 0)$ implying that even in the ground state ($T=0$) there is lack of long-range order!

A very interesting question concerns the dependence of $\xi(N, T)$ on chain length. Figure 30 presents a plot of $\xi^{-1}(N, q, 0)$, as estimated from extrapolation of the data shown in Figure 29 to $q_{AB}=0$, as a function of $1/N$. Indeed the data are compatible with a relation $\xi^{-1}(N, q, 0) \propto 1/N$, implying long-range order for $N \rightarrow \infty$ in the ground state. In principle, carrying out the same extrapolation at non-zero temperature and testing for which temperature range $\xi^{-1}(N \rightarrow \infty, T)$ starts to be non-zero, one could obtain an estimate for the critical point of intramolecular phase separation, that should occur (and then is well defined) in the limit of infinite side chain length, $N \rightarrow \infty$. Unfortunately the accuracy of our estimates for $\xi(N, T)$ does not warrant such an analysis.

The reason for this surprising persistence of disorder at low temperatures is configurational entropy, of course. As long as $q < \infty$, the bottle brush polymer is not fully compact, and when the density is small enough inside the bottle brush (as it still is in the cases shown in Figure 27), the two types of chains A, B can avoid making binary contacts (as is evident from Figure 17 and 26): $\langle m_{AB} \rangle \rightarrow 0$ as $q_{AB} \rightarrow 0$. Hence there is a perfect avoidance of energetically unfavorable contacts in the ground state, and the finite correlation length $\xi(N, 0)$ and non-zero entropy of the ground state are not a consequence of “frustrated interactions”^[109] as in spin glasses, random field spin models, etc.^[109,110] In the present problem, if both q and N are not too large, a ground state (for $q \rightarrow 0$) occurs where the structure of the bottle brush is NOT a cylinder with an interface separating an A-rich and a B-rich domain, as hypothesized in Figure 31! Thus a (coarse-grained) cross section of the bottle brush in the xy -plane is NOT a circle, separating A-rich and B-rich regions by a straight line, but rather looks like the number 8, i.e., a dumbbell-like shape, where a (more or less circular and more or less compact A-rich region) occurs for $x < 0$, a similar B-rich region occurs for $x > 0$, but no monomers (apart from the backbone monomer) occur at the y -axis at $x=0$. The orientation of the x -axis can fluctuate as one moves along the z -axis, and unlike Figure 14 [twisting an interface in a cylinder along the z -axis clearly involves an energy cost, and this is described by the helicity modulus in the XY-model analogy, Equation (45)] the free energy cost of this structural distortion is outweighed by the configurational

entropy gain, at least for q and N not too large. It is an unresolved question whether some critical value $q_c(N)$ exists, where $\xi^{-1}(N, q, 0)$ vanishes, and a long range ordered ground state occurs. Another unresolved question is, whether (another?) critical value $q'_c(N)$ exists, where the character of the ground state changes such that the local cross section of the binary bottle brush changes from an 8-shaped to a circular density distribution. Actually, the problem of alternatingly grafting A-chains and B-chains along a line is equivalent to grafting symmetric AB diblock copolymers along a line, such that the junction points of the diblocks form a straight line. This problem is the lower-dimensional analog of diblocks grafted with their junction points to the flat interface between an unmixed binary (A,B) homopolymer blend: for this problem it is well-known (see Werner et al.^[111] for references) that the shape of the diblocks is dumbbell like, the A-block being stretched away from the interface, in order to be embedded in the A-rich phase underneath of the interface, and the B-rich block also being stretched away from the interface, in order to be embedded in the B-rich phase above the interface.

As a consequence of our discussion, we call into question the idea of the Janus cylinder-type phase separation^[56–58] and propose as an alternative possibility (Figure 31) the “double cylinder” (with cross-section resembling the number 8). Which of these cross-sectional structures occur will depend on the interaction parameters $\varepsilon_{AA} = \varepsilon_{BB}$, and ε_{AB} , of course. If the strength of the attractive interactions $|\varepsilon_{AA}| = |\varepsilon_{BB}|$ exceeds the strength of the repulsion $|\varepsilon_{AB}|$ sufficiently much, it is clear that for $T \rightarrow 0$ the Janus cylinder-type phase separation will occur, while in the opposite limit, when $|\varepsilon_{AB}|$ exceeds $|\varepsilon_{AA}| = |\varepsilon_{BB}|$ sufficiently much, the double cylinder geometry will win. In the macroscopic continuum limit a comparison of the respective surface energies would imply that the double cylinder geometry, which avoids an AB interface, but requires for the same volume taken by A and B monomers a surface area of pure A and B that is larger by a factor of $\sqrt{2}$ than for the Janus cylinder (Figure 31), becomes energetically preferable for

$$\varepsilon_{AB} > (\sqrt{2} - 1)\pi|\varepsilon_{AA}| = 1.301|\varepsilon_{AA}| \quad (53)$$

Since in the present work we consider the limit $q_{AB} = \exp(-\varepsilon_{AB}/k_B T) \rightarrow 0$ at fixed $q = \exp(-\varepsilon_{AA}/k_B T)$, it is clear that in our case Equation (53) is fulfilled. However, for the “most symmetric”^[52] choice of interaction parameters, $\varepsilon_{AB} = -\varepsilon_{AA} = -\varepsilon_{BB}$, the conclusion would be different. For lattice models Equation (53) is questionable since very compact configurations of collapsed polymers must respect the lattice structure, and different geometrical

factors, depending on the type of the lattice, in the inequality Equation (53) may occur.

Conclusion and Outlook

In this article, we have restricted attention exclusively to static conformational properties of very long bottle brush polymers with a rigid backbone. We feel that this “simple” limiting case needs to be understood first, before the very interesting extension to the case of flexible or semiflexible backbones,^[28–40] or the question of the crossover between a bottle brush polymer and a star polymer,^[112] can be correctly addressed. Thus the latter two problems were not at all considered in this paper, and hence we also do not wish to comment on the recent controversy^[14–16] concerning the correct interpretation of experiments on the overall linear dimensions of bottle brush polymers. Thus, the focus of the present article, as far as one-component bottle brush polymers are concerned, is the conformation of the side chains. We recall that this information is experimentally accessible, if one prepares bottle brushes with a single arm being deuterated, while all remaining arms of the polymer remain protonated, to allow a study of the static structure factor $S(q)$ of a single arm by elastic coherent neutron scattering. It is clear that such experiments are very difficult, and hence no such experiment of this type is known to the present authors yet, but clearly it would be highly desirable to obtain such experimental information.

As discussed in the first part of the paper, one can find in the literature rather diverse concepts about the conformations of the side chains of a bottle brush polymer under good solvent conditions and high grafting density. One concept assumes that the cylindrical volume that the bottle brush occupies can be partitioned into disks, such that each disk contains just one polymer chain confined into it, no other chain participating in the same disk. A simple geometric consideration, reviewed in the first part of the present paper, then yields the following predictions for the linear dimensions of the chain, as a function of grafting density σ and side chain length N

$$R_{gx} \propto \sigma^{1/4} N^{3/4}, \quad R_{gy} \propto \sigma^{1/4} N^{3/4}, \quad R_{gz} \propto \sigma^{-1} \quad (54)$$

Remember that we choose the z -axis as the direction of the rigid backbone, the x -axis is oriented normal to the z -axis towards the center of mass of the chain, and the y -axis is perpendicular to both x - and z -axes. Thus the chain conformation has a quasi-two-dimensional character, and there is no stronger stretching of a chain in radial direction than in tangential direction, since $R_{gy}/R_{gx} = \text{constant}$ (independent of both N and σ).

Clearly, this quasi-two-dimensional picture is not very plausible, and more popular is an extension of the Daoud–Cotton^[8] blob picture for star polymers to the present case. While for a star polymer the blob radius simply increases proportional to the distance from the center, r , and there is no geometrical difficulty to densely pack the conical compartments resulting from dividing a sphere into f equal sectors, such that each sector contains a single arm of the star, with a sequence of spheres of increasing size, it has been argued in the literature that for cylindrical geometry the blob radius scales as $\xi(r) \propto (r/\sigma)^{1/2}$. While in the literature no mentioning of a non-spherical blob shape (or, equivalently anisotropic local screening of the excluded volume interaction) is found, we have emphasized here the geometrically obvious fact that a dense filling of space with blobs in the cylindrical geometry appropriate for a bottle brush requires that the blobs have the shape of ellipsoids with three different axes, proportional to r , $(r/\sigma)^{1/2}$, and σ^{-1} , respectively. While this picture does not alter the prediction for the stretching of the chain in the radial x -direction found in the literature, $R_{gx} \propto \sigma^{(1-\nu)/(1+\nu)} N^{2\nu/(1+\nu)} \approx \sigma^{1/4} N^{3/4}$, different predictions result for the other two linear dimensions. While the regular Daoud–Cotton picture would yield for R_{gy} the size of the last blob, $R_{gy} = \xi(r=h) = (h/\sigma)^{1/2} \propto \sigma^{-\nu/(1+\nu)} N^{\nu/(1+\nu)} \approx \sigma^{-3/8} N^{3/8}$, we find instead

$$R_{gy} \propto \sigma^{-(2\nu-1)/(1+\nu)} N^{3\nu/(2\nu+2)} \approx \sigma^{-1/16} N^{9/16} \quad (55)$$

$$R_{gz} \propto \sigma^{-(2\nu-1)/(1+\nu)} N^{\nu/(2\nu+2)} \approx \sigma^{5/8} N^{3/8} \quad (56)$$

Equation (55) and (56) make use of both the anisotropic blob linear dimensions and random walk-type arguments [cf. Equation (13)–(28)] and are new results, to the best of our knowledge.

Also the crossover scaling towards mushroom behavior has been considered, Equation (20)–(23), and Monte Carlo evidence for this crossover scaling description was obtained, from extensive work using the PERM algorithm. Although rather large bottle brushes were simulated (backbone length L_b up to $L_b = 128$, avoiding free end effects by periodic boundary conditions, side chain length up to $N = 2000$ for grafting density $\sigma = 1$, see Figure 2), it was not possible to reach the asymptotic regime of strong side chain stretching where Equation (55) and (56) hold, however. One reason why for moderate grafting densities even fairly long side chains can avoid each other with small significant amount of stretching is the fact that the natural shape of a self avoiding walk configuration is an elongated ellipsoid, with three rather different eigenvalues of the gyration tensor. So side chains can to a large extent avoid each other^[36] by orienting themselves such that

the longest axis of the ellipsoid is oriented in the radial x -direction and the smallest axis in the backbone z -direction. This implies that very large values of $\sigma a N^\nu$ are needed to obtain significant stretching. This difficulty to verify any such scaling laws in our simulations, which were only able to explore the onset of stretching away from simple mushroom-type behavior of the side chains and not the strongly stretched behavior, suggests that no such scaling behavior should be observable in the experiments as well: given the empirical fact that one bond of a coarse-grained lattice model corresponds to $n = 3\text{--}5$ chemical monomers,^[90–92] it is clear that the experimentally accessible side chain lengths do not exceed those available in our simulation. Thus, scaling theories of bottle brushes are unfortunately of very restricted usefulness for the interpretation of either experiments or simulations. The only firm conclusion that we like to make about the theories mentioned above is that there is no evidence whatsoever for the quasi-two-dimensional picture, since we do see a decrease in R_{gy}/R_{gx} with increasing N .

Turning to the problem of intramolecular phase separation in binary (AB) bottle brush polymers, we have examined the proposal that a Janus cylinder-type phase separation occurs.^[56–58] This idea is questionable for several reasons: (i) in a quasi-one-dimensional system, no sharp phase transition to a state with true long-range order can occur; at most one can see a smooth increase in the corresponding correlation length, as the temperature is lowered (or the incompatibility between A and B is enhanced, respectively). Thus we have defined suitable correlation functions and studied the variation of the corresponding correlation length as function of the chain length N and the parameter $q_{AB} = \exp[-\varepsilon_{AB}/k_B T]$ controlling the incompatibility (ε_{AB} is the repulsive energy encountered when two neighboring lattice sites are occupied by monomers of different kind). Three choices of solvent quality (taken symmetric for both A and B through the choice $\varepsilon_{AA} = \varepsilon_{BB}$) were considered, $q = \exp(-\varepsilon_{AA}/k_B T) = 1$ (good solvent), $q = 1.3087$ (Theta solvent), and $q = 1.5$ (poor solvent). It was found that in all the cases the correlation length suited to detect Janus cylinder-type ordering increases rather weakly as $q_{AB} \rightarrow 0$, approaching finite values even for $q_{AB} = 0$, for finite side chain length N , while for $N \rightarrow \infty$ an infinite correlation length is compatible with the data. No evidence for the predicted critical points^[56] and their scaling behavior with N Equation (32–38) could be detected, however. The gradual establishment of a local phase separation lacking a sharp transition is compatible with observations from a previous simulation,^[57] however. (ii) Depending on the relation between the energy parameters ε_{AA} and ε_{BB} [cf. Equation (53)], the “local” phase separation (considering a slice of suitable thickness perpendicular to the backbone of the bottle

brush to obtain suitable coarse-grained densities ρ_A, ρ_B on mesoscopic scales) for temperatures $T \rightarrow 0$ may have two different characters [Figure 31(a)]: the Janus cylinder, which contains an interface between A-rich and B-rich phases, competes with the double cylinder. In the latter structure, there is no extended AB interface, A-chains and B-chains meet only in the immediate vicinity of the backbone where they are grafted. Thus, the coarse-grained density distribution under poor solvent conditions in a slice has the shape of the number 8, where in the upper part of the 8 we have the B-rich phase and in the lower part we have the A-rich phase. Of course, when we orient the x -axis (Figure 13) such that it is parallel to the vector connecting the center of mass of the A-rich region to the center of mass of the B-rich region in the slice, the orientation of the x -axis for both structures in Figure 31 can randomly rotate when we move along the backbone (z -direction) due to long wavelength fluctuations, cf. Figure 14, and hence the comments about finite correlation lengths of this phase separation apply here as well. Actually, the numerical results of the present Monte Carlo simulations give clear evidence that local phase separation of double cylinder-type rather than Janus cylinder type is observed, since the number of AB-contacts tends to zero.

Thus, varying the solvent quality and chemical incompatibility, one can influence the character of local intramolecular phase separation, and one can control the correlation length over which the vector characterizing either interface orientation or the axis of the local dumbbell is oriented in the same way along the z -axis. Of course, in real systems one must expect that the solvent quality for the two types of chains will differ [Figure 31(b)]. Then asymmetric 8-shaped local structures will result: e.g., if the solvent is a good solvent for B but a poor one for A, but the incompatibility between A and B is very high, we expect a structure where the A-chains are collapsed in a cylinder with the backbone on the cylinder surface, and from there the B-chains extend into the solution like a “flower” in the cross-section [Figure 31(b), left part]. Conversely, it may happen that the solvent quality is poor for both A and B, but nevertheless different, so the densities of both cylinders and hence their radii will differ [Figure 31(b), right part]. Similar asymmetries are also of interest if the local character of the phase separation is of the Janus cylinder type: then in the cross-section the A-rich and B-rich regions will take unequal areas, rather than equal areas as shown in Figure 31(a), and the interface will be bent rather than straight. Similar effects will occur when the chain lengths N_A, N_B differ from each other, or the flexibilities of both types of chains are different, etc.

An aspect which has not been discussed here but which is important for the binary bottle brush under poor solvent

conditions is the question whether or not the density in the collapsed bottle brush is homogeneous along the z -direction (so one really can speak about “Janus cylinders” or “double cylinders”, Figure 31), or whether it is inhomogeneous so the state of the system rather is a chain of “pinned clusters”. For the one-component bottle brush, this question was discussed by Sheiko et al.,^[60] from a scaling point of view, but (unlike the related problem of brush-cluster transition of planar brushes in good solvents^[113–116]) we are not aware of any simulation studies of this problem yet. In order to understand the structures of the binary bottle brush in the poor solvent, we count the number of monomers $M(z)$ (irrespective of A or B) in each xy -plane, and calculate the normalized correlation function C_z of $\delta M(z) = M(z) - N$ along the backbone,

$$C_z = \langle \delta M(i+z) \delta M(i) \rangle / \langle \delta M(i)^2 \rangle \quad (57)$$

Here the average $\langle \dots \rangle$ includes an averaging over all sites $\{i\}$ on which chains are grafted, in order to improve the statistics. In Figure 32, we see that this correlation actually is negative for $2 \leq z \leq 8$, indicating some tendency to pinned cluster formation.

Before one can try to understand the real two-component bottle brush polymers studied in the laboratory,^[117,118] two more complications need to be considered as well: (i) the flexibility of the backbone; (ii) random rather than regular grafting along the sequence. While the effects due to (i) were already addressed to some extent in an earlier simulation,^[57] randomness of the grafting sequence has not been explored at all. However, in the study of binary brushes on flat substrates^[119] it has been found that randomness in the grafting sites destroys the long-range order of the micro-phase separated structure, that is predicted to occur^[120] for a perfectly periodic arrangement of grafting sites. In the one-dimensional case, we expect the effects of quenched disorder in the grafting sites to be even more dominant than in these two-dimensional mixed polymer brushes. Hence, it is clear that the explanation of the structure of one- and two-component bottle brush polymers still is far from being complete, and it is hoped that the present article will motivate further research on this topic, from the point of view of theory, simulation, and experiment.

Acknowledgements: This work was financially supported by the Deutsche Forschungsgemeinschaft (DFG), SFB 625/A3. K. B. thanks S. Rathgeber and M. Schmidt for stimulating discussions and for early information about recent papers (ref.^[14–16]). H.-P. H. thanks Professor Peter Grassberger and Dr. Walter Nadler for very useful discussions. We are grateful to the NIC Jülich for providing access to the JUMP parallel processor.

Received: May 8, 2007; Revised: August 2, 2007; Accepted: August 7, 2007; DOI: 10.1002/mats.200700031

Keywords: blob picture; Monte Carlo simulation; phase separation; polymer brush; scaling theory

- [1] A. Halperin, M. Tirrell, T. P. Lodge, *Adv. Polym. Sci.* **1991**, *100*, 31.
- [2] S. T. Milner, *Science* **1991**, *251*, 905.
- [3] G. S. Grest, M. Murat, “Monte Carlo and Molecular Dynamics Simulations in Polymer Science”, K. Binder, Ed., Oxford University Press, New York 1995, p. 476.
- [4] I. Szleifer, M. Carignano, *Adv. Chem. Phys.* **1996**, *94*, 165.
- [5] “Polymer Brushes”, R. C. Advincula, W. J. Brittain, K. C. Caster, J. Rühle, Eds., Wiley-VCH, Weinheim 2004.
- [6] F. L. McCrackin, J. Mazur, *Macromolecules* **1981**, *14*, 1214.
- [7] J. E. L. Roovers, S. Bywater, *Macromolecules* **1972**, *5*, 384.
- [8] M. Daoud, J. P. Cotton, *J. Phys. (Paris)* **1982**, *43*, 531.
- [9] W. Burchard, *Adv. Polym. Sci.* **1983**, *48*, 1.
- [10] T. M. Birshtein, E. B. Zhulina, *Polymer* **1984**, *25*, 1453.
- [11] T. M. Birshtein, E. B. Zhulina, O. V. Borisov, *Polymer* **1986**, *27*, 1078.
- [12] M. Wintermantel, M. Schmidt, Y. Tsukahara, K. Kajiwara, S. Kahjiya, *Makromol. Chem., Rapid. Commun.* **1994**, *15*, 279.
- [13] M. Wintermantel, M. Gerle, K. Fischer, M. Schmidt, I. Wataoka, H. Urakawa, K. Kajiwara, Y. Tsukahara, *Macromolecules* **1996**, *29*, 978.
- [14] S. Rathgeber, T. Pakula, A. Wilk, K. Matyjaszewski, K. L. Beers, *J. Chem. Phys.* **2005**, *122*, 124904.
- [15] S. Rathgeber, T. Pakula, A. Wilk, K. Matyjaszewski, H.-I. Lee, K. L. Beers, *Polymer* **2006**, *47*, 7318.
- [16] B. Zhang, F. Gröhn, J. S. Pedersen, K. Fisher, M. Schmidt, *Macromolecules* **2006**, *39*, 8440.
- [17] T. Witten, P. A. Pincus, *Macromolecules* **1986**, *19*, 2509.
- [18] T. M. Birshtein, O. V. Borisov, E. B. Zhulina, A. R. Khokhlov, T. A. Yurasova, *Polym. Sci. USSR* **1987**, *29*, 1293.
- [19] Z.-G. Wang, S. A. Safran, *J. Chem. Phys.* **1988**, *89*, 5323.
- [20] C. Ligoure, L. Leibler, *Macromolecules* **1990**, *23*, 5044.
- [21] R. C. Ball, J. F. Marko, S. T. Milner, T. A. Witten, *Macromolecules* **1991**, *24*, 693.
- [22] M. Murat, G. S. Grest, *Macromolecules* **1991**, *24*, 704.
- [23] N. Dan, M. Tirrell, *Macromolecules* **1992**, *25*, 2890.
- [24] C. M. Wijmans, E. B. Zhulina, *Macromolecules* **1993**, *26*, 7214.
- [25] H. Li, T. A. Witten, *Macromolecules* **1994**, *27*, 449.
- [26] E. M. Sevick, *Macromolecules* **1996**, *29*, 6952.
- [27] N. A. Denesyuk, *Phys. Rev. E* **2003**, *67*, 051803.
- [28] G. H. Fredrickson, *Macromolecules* **1993**, *26*, 2825.
- [29] E. B. Zhulina, T. A. Vilgis, *Macromolecules* **1995**, *28*, 1008.
- [30] Y. Rouault, O. V. Borisov, *Macromolecules* **1996**, *29*, 2605.
- [31] A. Yethiraj, *J. Chem. Phys.* **2006**, *125*, 204901.
- [32] M. Saariaho, O. Ikkala, I. Szleifer, I. Erukhimovich, G. ten Brinke, *J. Chem. Phys.* **1997**, *107*, 3267.
- [33] M. Saariaho, I. Szleifer, O. Ikkala, G. ten Brinke, *Macromol. Theory Simul.* **1998**, *7*, 211.
- [34] Y. Rouault, *Macromol. Theory Simul.* **1998**, *7*, 359.
- [35] M. Saariaho, A. Subbotin, I. Szleifer, O. Ikkala, G. ten Brinke, *Macromolecules* **1999**, *32*, 4439.
- [36] K. Shiokawa, K. Itoh, N. Nemoto, *J. Chem. Phys.* **1999**, *111*, 8165.
- [37] A. Subbotin, M. Saariaho, I. Ikkala, G. ten Brinke, *Macromolecules* **2000**, *33*, 3447.

- [38] P. G. Khalatur, D. G. Shirvanyanz, N. Y. Starovoitov, A. R. Khokhlov, *Macromol. Theory Simul.* **2000**, *9*, 141.
- [39] S. Elli, F. Ganazzoli, E. G. Timoshenko, Y. A. Kuznetsov, R. Connolly, *J. Chem. Phys.* **2004**, *120*, 6257.
- [40] R. Connolly, G. Bellesia, E. G. Timoshenko, Y. A. Kuznetsov, S. Elli, F. Ganazzoli, *Macromolecules* **2005**, *38*, 5288.
- [41] S. Alexander, *J. Phys. (Paris)* **1977**, *38*, 983.
- [42] P. G. de Gennes, *Macromolecules* **1980**, *13*, 1069.
- [43] A. Halperin, "Soft Order in Physical Systems", Y. Rabin, R. Bruinsma, Eds., Plenum Press, New York 1994, p. 33.
- [44] P. J. Flory, "Principles of Polymer Chemistry", Cornell University Press, Ithaca, New York 1953.
- [45] P. G. de Gennes, "Scaling Concepts in Polymer Physics", Cornell University Press, Ithaca, New York 1979.
- [46] P. Grassberger, *Phys. Rev. E* **1997**, *56*, 3682.
- [47] H.-P. Hsu, P. Grassberger, *Europhys. Lett.* **2004**, *66*, 874.
- [48] H.-P. Hsu, W. Nadler, P. Grassberger, *Macromolecules* **2004**, *37*, 4658.
- [49] H.-P. Hsu, W. Nadler, P. Grassberger, *J. Phys. A: Math. Gen.* **2005**, *38*, 775.
- [50] M. L. Huggins, *J. Chem. Phys.* **1941**, *9*, 440.
- [51] P. J. Flory, *J. Chem. Phys.* **1941**, *9*, 660.
- [52] K. Binder, *Adv. Polymer Sci.* **1994**, *112*, 181.
- [53] L. Leibler, *Macromolecules* **1980**, *13*, 1602.
- [54] I. W. Hamley, "The Physics of Block Copolymers", Oxford University Press, New York 1998.
- [55] G. H. Fredrickson, "The Equilibrium Theory of Inhomogeneous Polymers", Oxford University Press, New York 2006.
- [56] R. Stepanyan, A. Subbotin, G. ten Brinke, *Macromolecules* **2002**, *35*, 5640.
- [57] J. de Jong, G. ten Brinke, *Macromol. Theory Simul.* **2004**, *13*, 318.
- [58] H.-P. Hsu, W. Paul, K. Binder, *Europhys. Lett.* **2006**, *76*, 526.
- [59] V. V. Vasilevskaya, A. A. Klockhov, P. G. Khalatur, A. R. Khokhlov, G. ten Brinke, *Macromol. Theory Simul.* **2001**, *10*, 389.
- [60] S. S. Sheiko, O. V. Borisov, S. A. Prokhorova, M. Möller, *Eur. Phys. J. E* **2004**, *13*, 125.
- [61] P. G. Khalatur, A. R. Khokhlov, S. A. Prokhorova, S. S. Sheiko, M. Möller, P. Reineker, D. G. Shirvanyanz, N. Starovoltova, *Eur. Phys. J. E* **2000**, *1*, 99.
- [62] I. I. Potemkin, *Eur. Phys. J. E* **2003**, *12*, 207.
- [63] I. I. Potemkin, A. R. Khokhlov, S. Prokhorova, S. S. Sheiko, M. Möller, K. L. Beers, K. Matyjaszewski, *Macromolecules* **2004**, *37*, 3918.
- [64] J. C. Le Guillou, J. Zinn-Justin, *Phys. Rev. B* **1980**, *21*, 3976.
- [65] A. D. Sokal, "Monte Carlo and Molecular Dynamics Simulations in Polymer Science", K. Binder, Ed., Oxford University Press, New York 1995, p. 47.
- [66] T. Kreer, S. Metzger, M. Müller, K. Binder, J. Baschnagel, *J. Chem. Phys.* **2004**, *120*, 4012.
- [67] A. N. Semenov, *Sov. Phys. JETP* **1985**, *61*, 733.
- [68] S. T. Milner, T. A. Witten, M. Cates, *Macromolecules* **1988**, *21*, 2610.
- [69] A. M. Skvortsov, A. A. Gorbunov, I. V. Pavlushkov, E. B. Zhulina, O. V. Borisov, V. A. Priamitsyn, *Polym. Sci USSR* **1988**, *30*, 1706.
- [70] E. B. Zhulina, O. V. Borisov, V. A. Priamitsyn, T. M. Birshtein, *Macromolecules* **1991**, *24*, 140.
- [71] J. Wittmer, A. Johner, J. F. Joanny, K. Binder, *J. Chem. Phys.* **1994**, *101*, 4379.
- [72] T. Cosgrove, T. Heath, B. van Lent, F. Leermakers, J. Scheutjens, *Macromolecules* **1987**, *20*, 1692.
- [73] C. M. Wijmans, J. M. H. M. Scheutjens, E. B. Zhulina, *Macromolecules* **1992**, *25*, 2657.
- [74] C. M. Wijmans, E. B. Zhulina, G. J. Fleer, *Macromolecules* **1994**, *27*, 3238.
- [75] R. R. Netz, M. Schick, *Macromolecules* **1998**, *31*, 5105.
- [76] M. Manghi, M. Aubouy, C. Gay, C. Ligoure, *Eur. Phys. J. E* **2001**, *5*, 519.
- [77] E. B. Zhulina, T. M. Birshtein, O. V. Borisov, *Eur. Phys. J. E* **2006**, *20*, 243.
- [78] M. Murat, G. S. Grest, *Macromolecules* **1989**, *22*, 4054.
- [79] A. Chakrabarti, R. Toral, *Macromolecules* **1990**, *23*, 2016.
- [80] P. Y. Lai, K. Binder, *J. Chem. Phys.* **1991**, *95*, 9288.
- [81] G. S. Grest, M. Murat, *Macromolecules* **1993**, *26*, 3108.
- [82] G. S. Grest, *Macromolecules* **1994**, *27*, 418.
- [83] D. I. Dimitrov, A. Milchev, K. Binder, *J. Chem. Phys.* **2006**, *125*, 034905.
- [84] D. I. Dimitrov, A. Milchev, K. Binder, D. W. Heermann, *Macromol. Theory Simul.* **2006**, *15*, 573.
- [85] H.-P. Hsu, P. Grassberger, *AIP Conf. Proc.* **2004**, *690*, 384.
- [86] H. Frauenkron, P. Grassberger, W. Nadler, e-print cond-mat/9806321 **1998**.
- [87] H. Frauenkron, M. S. Causo, P. Grassberger, *Phys. Rev. E* **1999**, *59*, R16.
- [88] H.-P. Hsu, W. Nadler, P. Grassberger, *Macromolecules* **2004**, *37*, 4658.
- [89] M. N. Rosenbluth, A. W. Rosenbluth, *J. Chem. Phys.* **1955**, *23*, 356.
- [90] K. Kremer, K. Binder, *Comput. Phys. Repts.* **1988**, *7*, 259.
- [91] K. Binder, "Monte Carlo and Molecular Dynamics Simulations in Polymer Science", K. Binder, Ed., Oxford University Press, New York 1995, p. 1.
- [92] K. Binder, J. Baschnagel, M. Müller, "Simulation Methods for Polymers", M. J. Kotelyanskii, D. N. Theodorou, Eds., M. Dekker, New York 2004, p. 125.
- [93] M. Doi, S. F. Edwards, "Theory of Polymer Dynamics", Clarendon Press, Oxford 1986.
- [94] D. Frenkel, G. C. A. M. Mooij, B. Smit, *J. Phys.: Condens. Matter* **1992**, *4*, 3053.
- [95] K. Ohno, K. Binder, *J. Stat. Phys.* **1991**, *64*, 781.
- [96] K. Ohno, T. Sakamoto, T. Minagawa, Y. Okabe, *Macromolecules* **2007**, *40*, 723.
- [97] I. Carmesin, K. Kremer, *Macromolecules* **1988**, *21*, 2819.
- [98] J. Mazur, M. Guttman, F. L. McCrackin, *Macromolecules* **1973**, *6*, 872.
- [99] H.-P. Hsu, P. Grassberger, *J. Chem. Phys.* **2004**, *120*, 2034.
- [100] M. Daoud, P. G. de Gennes, *J. Phys. (France)* **1977**, *38*, 85.
- [101] A. Milchev, K. Binder, *Eur. Phys. J. B* **1998**, *3*, 477.
- [102] "Phase transitions and Critical Phenomena", C. Domb, M. S. Green, Eds., Academic Press, New York 1971, Vol. 1.
- [103] R. J. Baxter, "Exactly Solved Models in Statistical Mechanics", Academic Press, New York 1982.
- [104] J. L. Richard, G. Sarma, *J. Phys. C* **1981**, *14*, L617.
- [105] M. E. Fisher, V. Privman, *Phys. Rev. B* **1975**, *32*, 477.
- [106] "Finite Size Scaling and Numerical Simulation of Statistical Systems", V. Privman, Ed., World Scientific, Singapore 1990.
- [107] K. Binder, "Computational Methods in Field Theory", H. Gausterer, C. B. Lang, Eds., Springer, Berlin 1992, p. 59.
- [108] J. Zinn-Justin, *Phys. Repts.* **2001**, *344*, 159.
- [109] K. Binder, A. P. Young, *Rev. Mod. Phys.* **1986**, *58*, 801.
- [110] K. Binder, W. Kob, "Glassy Materials and Disordered Solids. An Introduction to Their Statistical Mechanics", World Scientific, Singapore 2005.

- [111] A. Werner, F. Schmid, K. Binder, M. Müller, *Macromolecules* **1996**, *29*, 8241.
- [112] N. A. Desenyuk, *Phys. Rev. E* **2003**, *68*, 031803.
- [113] P. Y. Lai, K. Binder, *J. Chem. Phys.* **1992**, *97*, 586.
- [114] G. S. Grest, M. Murat, *Macromolecules* **1993**, *26*, 3108.
- [115] C. Yeung, A. C. Balazs, D. Jasnow, *Macromolecules* **1993**, *26*, 1914.
- [116] H. Tang, I. Szleifer, *Europhys. Lett.* **1994**, *28*, 19.
- [117] T. Stephan, S. Muth, M. Schmidt, *Macromolecules* **2002**, *35*, 9857.
- [118] C. Li, N. Gunari, K. Fischer, A. Janshoff, M. Schmidt, *Angew. Chem. Int. Ed.* **2004**, *43*, 1101.
- [119] L. Wenning, M. Müller, K. Binder, *Europhys. Lett.* **2005**, *71*, 639.
- [120] M. Müller, *Phys. Rev. E* **2002**, *65*, 030802.